

13.4. DEVELOPMENT APPLICATION REPORTING – JANUARY TO MARCH 2024/2025**REPORT PURPOSE**

The purpose of this report is to provide Council with an update, for information purposes, on the number of Development Applications that are submitted, lodged, currently under assessment and approved for the Council area for the January to March 2024/2025 quarter 3 period.

RECOMMENDATION

That Council receive and note the Development Application Report and attachments for Quarter 3 of the 2024/2025 financial year.

13.5. ELECTORAL COMMISSION OF SOUTH AUSTRALIA 2022 COUNCIL ELECTION REPORT**REPORT PURPOSE**

The purpose of this report is to provide Council with the 2022 Council Election Report published by the Electoral Commission of South Australia.

RECOMMENDATION

That Council receives and notes the Electoral Commission of South Australia 2022 Council Election Report as presented as an attachment to this report (69778).

13.6. FOGO PILOT COMPLETION REPORT**REPORT PURPOSE**

The purpose of this report is to provide Council with the FOGO Pilot Completion Report summarising activities, data and feedback from the FOGO Pilot community over the course of the 12-month evaluation period of the pilot programme, as well as general recommendations arising from analysis of results against Pilot objectives.

RECOMMENDATION

That Council receive and note the FOGO Pilot Completion Report (Doc 70191), and associated Appendices, as endorsement before they are submitted to Green Industries SA, SA Government.

13.7. PROJECT UPDATE – STREET LIGHTING IMPROVEMENTS**REPORT PURPOSE**

The purpose of this report is to inform Council about the progress of Public Lighting Improvement Review within the Lincoln South Precinct.

RECOMMENDATION

That Council receive and note the project status report (for the proposed Street Lighting Improvements (Doc 70790 and 70791) as of 10 April 2025.

13.6 FOGO PILOT COMPLETION REPORT

REPORT INFORMATION									
Report Title	FOGO Pilot Completion Report								
Document ID	71093								
Organisational Unit	Environment & Infrastructure								
Responsible Officer	Coordinator, Environmental Sustainability - Sebastian Carr								
Report Attachment/s	Yes 70191 FOGO Pilot Completion Report v2.1 April 2025 with Appendices								
REPORT PURPOSE									
The purpose of this report is to provide Council with the FOGO Pilot Completion Report summarising activities, data and feedback from the FOGO Pilot community over the course of the 12-month evaluation period of the pilot programme, as well as general recommendations arising from analysis of results against Pilot objectives.									
REPORT DECISION MAKING CONSIDERATIONS									
Council Role	Provide/Respond - Fully or partially fund or provide a service or respond to a need								
Strategic Alignment	SDP GOAL: Goal 4: Sustainable Environment SDP ACTION: 4.5 Develop and implement a Waste Management Strategy, including community empowerment and education on resource management								
Annual Business Plan 2023/24	ABP INITIATIVE: GISA trial - Organic waste collection ABP PROJECT: Not Applicable								
Annual Business Plan 2024/25	ABP INITIATIVE: Not Applicable ABP PROJECT: Not Applicable								
Legislation	Local Government Act 1999								
	Environmental Protection Act 1993								
Policy	Waste Management 5.63.10								
Budget Implications	As per approved budget								
	<table><tr><td>DESCRIPTION</td><td>BUDGET AMOUNT \$</td><td>YTD \$</td></tr><tr><td>14324 GISA Trial</td><td>\$62,687</td><td>\$37,965</td></tr></table>			DESCRIPTION	BUDGET AMOUNT \$	YTD \$	14324 GISA Trial	\$62,687	\$37,965
	DESCRIPTION	BUDGET AMOUNT \$	YTD \$						
	14324 GISA Trial	\$62,687	\$37,965						
Budget assessment comments:									
Remaining acquittals are within allocated budget. Pilot budget of \$124,500 applied across FY23/24 and FY24/25 including external agency funding of approximately \$57,000, received in 2023FY, from Green Industries SA (GISA).									
Risk Implications	Not Applicable								
Resource Implications	This is a planned resource allocation								
Public Consultation	Yes - Recommended								

IAP2 Commitment	CONSULT - We will keep you informed, listen to and acknowledge concerns and aspirations, and provide feedback on how public feedback input has influenced the decision.
OFFICER'S RECOMMENDATION	
That Council receive and note the FOGO Pilot Completion Report (Doc 70191), and associated Appendices, as endorsement before they are submitted to Green Industries SA, SA Government.	

Background: What is included in the FOGO Pilot Completion Report?

This report provides Council with the FOGO Pilot Completion Report summarising activities, data and feedback from the FOGO Pilot community over the course of the 12-month evaluation period of the pilot programme which concluded in March 2025. This report follows previous reports presented to Council on the FOGO Pilot:

Report 63061	17 February 2025	FOGO Pilot Kerbside Service Continuation
Report 39750	19 August 2024	FOGO Pilot Update
Report 13215	19 February 2024	Kerbside FOGO Pilot
REP2331	20 March 2023	FOGO Trial Grant Funding

The FOGO Pilot Completion Report includes background, scope, key activities, collection and audit data, quantitative and written feedback from the Pilot community, as well as general recommendations arising from analysis of results against Pilot objectives. These recommendations will be further considered and expanded on in a future report to Council on feasibility of kerbside FOGO collection services for Port Lincoln.


Primary focus of further considerations will include cost-benefit of kerbside collection model options, required policy changes, education and support, implications for existing contractual arrangements, and options for composting of collected FOGO materials.

Previous Considerations: Extension of the FOGO Collections Service for the Pilot Area

As per the resolution of Council at its February 2025 meeting, the “fortnightly all streams” collection service currently in place for the FOGO Pilot area has been extended pending a formal decision by Council on changes to the kerbside service to the rest of Port Lincoln.

Completion of the Pilot Program – Acquittal Reporting to the State Government

The attached report will be provided to Green Industries SA, Council’s major funding partner for the FOGO Pilot, in line with the agreed scope and project funding deed.



CITY OF PORT LINCOLN

**COMPLETION REPORT:
Kerbside Food and Garden
Organics (FOGO) Pilot**

April 2025



ACKNOWLEDGEMENT OF COUNTRY

We acknowledge the Barngarla People, the Traditional Owners of the land on which the City of Port Lincoln rests and their continuing connection to land, sea, culture and community. We pay our respects to Elders past, present and emerging, and we extend that respect to other Aboriginal and Torres Strait Islander people in our community.



PREPARED BY:

Sustainable Solutions & City of Port Lincoln

Document History

Version	Date	Document	Author	Co-Author
1	Feb 25	First draft	Marina Wagner	Sebastian Carr
2	Mar 25	Second draft	Marina Wagner	Sebastian Carr
2.1	Apr 25	Final Version	Marina Wagner	Sebastian Carr

Reference Documents

Document Title	Date
City of Port Lincoln FOGO Pilot Project Management Plan	2023
City of Port Lincoln Waste and Resources Management Strategy 2025-2029	2024
City of Port Lincoln Environmental Sustainability Strategy 2025-2034	2024
Pre-FOGO Pilot Bin Materials Audit Report 2024 (KESAB)	Feb 2024
Kerbside bin Audit – Port Lincoln FOGO Pilot area (KESAB)	Nov 2024
Kerbside Waste Audit City of Port Lincoln (KESAB)	2017
Eyre Peninsula Waste and Resources Strategy 2023 - 2033	2023
Feasibility of a Kerbside Food and Garden Organics (FOGO) Service, City of Port Lincoln	2025
SA Better Practice Guide: Sustainable Kerbside Services (GISA)	2023
SA EPA Draft Waste Environmental Protection Policy	2024

Disclaimer

The Report has been prepared for the City of Port Lincoln in accordance with the terms and conditions of engagement dated January 2024 and is based on assumptions and exclusions set out in the scope of works.

Information in this document is current as of April 2025.

This report has been prepared based on secondary information and data provided by other parties; as such, it relies on the accuracy of the provided information. Although data and information provided was assumed to be correct unless otherwise stated in this report.

While all professional care has been taken in preparing this report, Sustainable Solutions cannot accept any responsibility for any use or reliance on the content of this report by any third party.

Executive Summary

In alignment with City of Port Lincoln's (Council) Strategic Directions Plan 2021-2030 and Waste Management Strategy 2025-2029, the 12-month FOGO Pilot program commencing March 2024 aimed to divert food and garden organics (FOGO) from landfill through the introduction of a FOGO bin for approximately 400 households in Port Lincoln, and identify any barriers to roll out of a citywide FOGO collection service.

Free 240L FOGO bins, kitchen caddies and compostable caddy bags were supplied to households in the Pilot area. To further support the move to a 3-bin system, education materials, workshops and an awareness campaign were also provided to assist in the transition. Recognising the important role of all 3 bins in the kerbside system, households without a recycling bin were provided with a new one, and recycle bins with dark green lids were upgraded with yellow lids, also at no cost to residents.

Results from comparison audits from 50 Pilot households conducted prior to and near the end of the Pilot observed a major step change in kerbside waste presentation, resulting in:

- 54% reduction in quantity of waste sent to landfill; and
- Overall kerbside diversion **more than tripled from 16% to 53%**;

High levels of participant feedback were received throughout the Pilot, with 105 Pilot Completion surveys submitted in March 2025. Survey results show 88 respondents (84%) would like to see the Pilot FOGO service become a permanent service demonstrating a clear latent demand for kerbside organic collection within the community.

Despite strong support for a 3-bin system, 51 respondents (49%) also reported some level of discomfort with fortnightly collections. Concerns raised ranged from ongoing overflowing bins or unsanitary smells and conditions, to concern only around peak holiday periods, with a return to weekly collections the most frequently offered solution by residents. This will need to be balanced against the cost of providing additional kerbside collections, particularly given audit results show 47% of material remaining in landfill bins could be diverted to another kerbside bin, suggesting further education may yield improved bin utilisation.

Council's report *Feasibility of Kerbside Food and Garden Organics (FOGO) Service, City of Port Lincoln (2025)* shows a FOGO service could be introduced immediately using existing commercial composting facilities in Whyalla or Dublin, resulting in significant savings in post-collection cost and reduce carbon emissions. Development of local FOGO composting capabilities will increase these benefits.

As a result, the following are recommendations for consideration:

1. Upgrade existing recycle bin stock to improve access to recycling;
2. Increase education and promotion of diversion of landfill;
3. Continue supporting development of local compost processing capabilities, noting immediate availability of existing composting facilities equipped to support a kerbside FOGO service in the short term;

4. Consider cost-benefit and feasibility of fortnightly kerbside collection model option;
5. Review Council's kerbside collection policy to support introduction of a 3-bin system, with specific reference to:
 - Council responsibility for provision of all 3 kerbside bins;
 - Exceptional circumstances/hardship provisions for additional/upsized bins (eg. nappies, medical conditions, high occupancy rate);
 - Fees for additional/upsized bins where requested;
 - Different property types including vacant land and commercial properties (eg. hospitality and food businesses).
6. Introduce a kerbside FOGO bin and adopt a 3-bin kerbside collection model, supported by appropriately resourced support and education including engagement with residents, schools, and local businesses to encourage use of kerbside FOGO to separate food and other compostable materials from general waste;
7. Facilitate bin upgrades/rollouts via local community groups to capture value and provide community enterprise funding opportunities.

Contents

1. Context.....	7
1.1 Pilot Background	7
2. FOGO Pilot Design.....	8
2.1 Pilot Scope.....	8
2.2 Pilot Area.....	8
2.3 Pilot Budget & Grant Funding	9
2.4 Resident Engagement Strategy.....	10
2.5 Kerbside System Rollout	12
3. Pilot Results & Analysis	13
3.1 FOGO Materials Collected.....	13
3.2 Recycling Bins.....	13
3.3 Presentation Rates.....	14
3.4 Kerbside Audits	14
3.4.1 Audit 1: Pre-Pilot (baseline)	15
3.4.2 Audit 2: Mid-Pilot.....	15
3.5 Visual Audits.....	18
3.6 Contamination	18
3.7 Market Research – Post-collection Management of FOGO.....	20
3.8 Pilot Community Engagement	21
3.8.1 Pilot Launch Survey (February 2024)	21
3.8.2 Feedback During the Pilot (March 2024 – March 2025).....	22
3.8.3 Pilot Feedback Survey (March 2025)	23
3.8.4 Recommended Council Response to Support Change	28
4. Pilot Outcomes.....	28
4.1 Analysis against Pilot Objectives.....	28
4.2 Recommendations for Citywide Roll-out.....	30
5. Appendices.....	31
Appendix 1: Public Litter Bins	31
Appendix 2: KESAB FOGO Pilot Audit Report.....	31
Appendix 3: Visual Audit Reports	31
Appendix 4: Communication Material.....	31
Appendix 5: Survey & Written Response Data	31
Appendix 6: Fortnightly FOGO Collection Records	31

1. Context

City of Port Lincoln is the only major regional SA city that does not offer a kerbside organic collection service, with majority of other regional cities now also including food waste and other compostables as part of the service. South Australia leads the nation with almost 50% of Councils providing kerbside FOGO services, indicating a strong success rate and general viability of the service.

Results from Council's kerbside audit in 2017 showed that food and garden organics made up about 59% of all household waste placed in the red bin in Port Lincoln. Based on kerbside landfill quantities from 2023/24 this would equate to approximately 2,400 tonnes/annum.

In alignment with City of Port Lincoln's (Council) Strategic Directions Plan 2021-2030 and Waste Management Strategy 2025-2029, Council is committed to strengthening its focus on economic and environmental responsibility and sustainability through strategic actions around resource management, including increased recovery of recyclable materials from the general waste stream.

1.1 Pilot Background

At the 20 March 2023 Ordinary Meeting, Council resolved to execute a grant funding agreement with GISA for a FOGO Pilot program aimed at diversion of organic materials from landfill and reducing greenhouse gas emissions.

A detailed project planning phase was then undertaken which included market and industry sector research, service feasibility investigation, project management planning, project programming, acquisition planning, risk management planning and communication planning.

Following a Council workshop in September 2023, an amended FOGO Pilot plan developed in conjunction with GISA was endorsed at Council's 19 February 2024 Ordinary Meeting, identifying 5 key project objectives:

1. Increase diversion of waste from landfill;
2. Reduce carbon emissions;
3. Improve service levels for ratepayers;
4. Improve kerbside collection systems; and
5. Contribute to the local circular economy.

During the project planning phase, the Eyre Peninsula Local Government Association (EPLGA) published the Eyre Peninsula Waste and Resources Strategy (2023-2033). A key project listed under the strategy is the kerbside FOGO Pilot being conducted in Port Lincoln due to its implications for managing the organic waste stream in the wider region. As such, EPLGA has provided important regional context and ongoing advice supporting Council's FOGO Pilot.

2. FOGO Pilot Design

2.1 Pilot Scope

The Port Lincoln FOGO Pilot scope was modelled on the recommended regional collection model from GISA's *SA Better Practice Guide: Sustainable Kerbside Services 2023* (the Guide), aligning with the experience of similar low density regional councils in SA. Case Studies are presented on pp30-32 of the Guide including the four member councils of the Fleurieu Regional Waste Authority, as well as Copper Coast Council. As a result, Council opted for the following model:

- Introduction of the FOGO bin, kitchen caddy and compostable liner bags;
- Fortnightly collection of all three waste streams (240L FOGO, 240L comingled recycling, and 140L general waste) to manage collection costs; and
- Collection of general waste and FOGO on the same day to encourage residents to place their food waste in the FOGO bin (rather than putting it in whatever bin is collected sooner).

The final design of the Port Lincoln FOGO Pilot also included the following:

- 396 properties (approximately 5% of all occupied rateable properties) to maintain a manageable collection;
- upgrade of recycling bins from the existing majority dark green lids to yellow lids in line with Australian Standards, and provision of new bins to household without access to recycling;
- focus on engagement, education and support for pilot participants;
- research and recommendations in final reporting on feasibility of a future city-wide FOGO roll out including review of options for organic processing.

The 'fortnightly all streams' service model maintained the existing kerbside collection of 3 bins over a two-week period for each allotment. Whilst this resulted in no additional truck movements throughout the duration of the Pilot, the available bin volume increased by 100L per fortnight for each Pilot household.

Following an extensive engagement and information campaign with the Pilot area community and other key stakeholders, the program commenced in March 2024 and ran until the end of February 2025.



2.2 Pilot Area

The Pilot area comprised principally of an existing Monday recycling collection route with the addition of several adjoining streets to balance out total numbers.

The area is predominantly residential properties, with just two retail premises included. To increase representation from non-residential properties additional sites outside of the geographic area were included such as Council offices, Nautilus Theatre, Port Lincoln Library, Council works depot, and one nursery. Results from non-residential participants were mixed, with three sites generally not participating, however participation by Council offices was consistent, generating valuable insights into challenges and opportunities of introducing FOGO collection to commercial properties.



Vacant lots (17) were initially excluded from the FOGO rollout, however residents were supplied FOGO bins on request to manage garden organics.

2.3 Pilot Budget & Grant Funding

Total Pilot budget of \$124,500 included purchase of kerbside bins, kitchen caddies and liner bags, assembly and delivery of bins and welcome packs, information brochures and education materials, bin audits, feasibility analysis, and project reporting.

The adopted kerbside model for the Pilot was supported by Council's incumbent waste management contractor, Veolia Environmental Services, with no additional cost variation to the existing contract for the duration of the Pilot.

Project support was provided in the form of funding from GISA under both its Council Modernisation and Kerbside Performance Incentives grant streams. In total Council received \$56,085 in GISA funding, with the balance of the project costs from Council funds.

2.4 Resident Engagement Strategy

With critical support from GISA, the FOGO Pilot Communication Plan was integral to the successful roll out of the Pilot and included the following key elements:

Printed Materials Delivered to Participating Households

Hard copy materials were delivered directly to participants, including a letter from the Mayor introducing the Pilot several months before commencement, as well as a “starter pack” of material delivered with the bin rollout including a detailed FOGO Pilot information booklet, kerbside collection transition calendars, as well as ‘Which Bin’ magnets containing FOGO and recycling education.

Letter from Mayor Mislov (Nov 23)



Information booklet



Calendar, FOGO bin, kitchen caddy, liner bags, magnets and yellow bin upgrades.



Local Media

- Newsletter/newspaper feature articles
- Radio scripts
- Social media posts
- Which Bin branding – seen on local television and regional network



Direct FOGO Participant communication

- Letter of introduction from Mayor Mislov (December 2023);
- Personalised letterbox invitations to FOGO Workshops (January 2024);
- Free FOGO Pilot workshops on benefits of composting with Sophie Thomson;
- Welcome pack delivered with bin rollout;
- Dedicated YourSay page as ongoing point of contact throughout the Pilot including: educational videos, Frequently Asked Questions, supporting documents;
- Pilot update newsletters via Australia Post and email;
- Email distribution list for Pilot participants to receive updates and newsletters;
- Household waste & feedback surveys;
- My Local Services App bin day reminders, Pilot collection calendars, spotlight features on FOGO.

Other Materials

- Project information and regular updates direct to all Council staff
- Q&A prompt sheet for front line Council customer service staff

Workshops with the Pilot Community, Council staff and Elected Members (Feb 2024)

Two community workshops were held on 10th February 2024 ahead of the Pilot start which were attended by 75 members of the public: Workshop 1 had 45 attendees (76% FOGO Pilot residents) and Workshop 2 had 30 attendees (80% FOGO Pilot residents). Council staff, representatives from The Rotary Club, Veolia and Elected Members were also in attendance.

Celebrity gardener Sophie Thomson presented at the workshops, emphasising the importance of diverting food and garden organics away from landfill and turning it into valuable compost. Her hands-on demonstrations and wealth of composting and gardening knowledge sparked great interest and led to engaged discussions throughout both events.

Overall feedback from workshop attendees was very positive, with engaging Q&A sessions held covering both the details of the FOGO Pilot and questions more broadly about managing organic waste at home.



Communication Support from GISA

A key feature of the project was the quality of communication materials produced. This was made possible by the free professional graphic design service provided by GISA, which contributed significantly to the accessibility of information through providing standardised, consistent messaging, and aligning materials with communication strategies. Council acknowledges the valuable leading role played by GISA in standardising kerbside waste system communication throughout South Australia.

2.5 Kerbside System Rollout

Council engaged The Rotary Club of Port Lincoln under a prototype community enterprise model for the assembly and delivery of FOGO bins, caddies, liners & welcome packs, as well as the upgrade of recycling bins.

This model was designed to deliver mutually beneficial financial outcomes to Council and a local community organisation through local, available resources rather than metro-based manufacturer.

The process was successful, resulting in the following outcomes:

- 70% savings by re-using existing bins instead of replacement yellow lid bins;
- 50% savings in assembly and delivery compared to metro contractors;

- Over \$8,000 in funding provided to a local community group;
- Ability to visit properties multiple times for lid changeovers at no additional cost;
- Ability to gather information on recycle bin ownership.

The roll-out was completed successfully, on time and in readiness for the start of the FOGO collections and the new collection schedule from 4 March 2024.

It is anticipated this approach will be targeted for expansion to multiple community groups for any future council-wide FOGO rollout.

3. Pilot Results & Analysis

3.1 FOGO Materials Collected

For the duration of the FOGO Pilot, records were maintained each fortnight as summarised in the below table tracking the amount of material collected, time taken to sort and remove contamination, and provide an overview of FOGO bin presentation rate and average FOGO bin quantities. A full table of results is supplied as an appendix.

Total Collections	Average Tonnage	Average Bins (#)	Average Presentation (%)	Average Sorting (hours)	Average Contamination (kg)	Average Contamination (%)	Average Bin Weight (kg)
27	4.2	248.7	63%	4.6	44.4	1.06%	16.90

For each collected FOGO load, a visual assessment for contamination was conducted and any material not suitable for composting was removed, measured and recorded.¹

The total weight of FOGO per collection event was also recorded and compared to the corresponding contamination levels for each collection event.

Council also recorded feedback from Pilot householders and the collection driver, and acted on any matters that required immediate follow up.

3.2 Recycling Bins

Kerbside recycling bins are currently the responsibility of the resident under City of Port Lincoln's current kerbside collection policy. As a result, no data was available on the existing stock of recycling bins. Anecdotally it has been understood that the following barriers exist to recycling in Port Lincoln:

- Some households do not own a recycling bin (particularly rentals)
- Bins not clearly labelled/identifiable for recycling (eg. varying lid colours)

¹ It should be noted that this recorded level of contamination (1.06%) was inconsistent with the contamination rate measured in the second formal kerbside audit in November 2024 by KESAB (3.1%), suggesting either an inconsistent approach to categorising contamination materials, or an incomplete decontamination process. As a conservative approach, and to avoid confusion, only the formally audited rate of 3.1% by KESAB has been used in all further discussion and calculations relating to contamination.

- Damaged recycling bins

Through the kerbside rollout and bin upgrade undertaken by Rotary Club of Port Lincoln, data on recycling bins was collected for the Pilot area with the following results.

Recycling bin stats: FOGO Pilot Area	Bins	Proportion
Green lids (successfully replaced with yellow lids)	263	66%
Yellow lids (existing bins)	63	16%
No recycling bin on property	43	11%
Damaged/unsuitable bin	29	7%
TOTAL	398	100%

Of particular note was the 11% of households with no recycling bin, as well as indication that two thirds of residents had dark green lid recycle bins.

Although unlikely to be the sole factor, this upgrade and supply of new recycling bins was likely one contributing factor to the increased recycling bin presentation rate noted below.

3.3 Presentation Rates

Presentation rate measures a combination of bin collection frequency as well as general participation in each kerbside stream.

Kerbside Presentation Rates	General waste	Recycling	FOGO
Pre-FOGO Pilot	83% ²	59% ³	NA
FOGO Pilot	89%	66%	63%

The table above demonstrates red bin presentation increased by 6% during the FOGO Pilot, and recycling bin presentation increased by 7%. Also of note was FOGO participation measured was similar to recycling, which is a service established more than 15 years ago.

3.4 Kerbside Audits

A series of audits were conducted throughout the Pilot:

- Audit 1 (February 2024): to establish the pre-pilot base line composition of waste in landfill and recycling bins;
- Audit 2 (November 2024): follow-up audit of the same households to establish how effective the FOGO service has been at diverting waste from landfill and recovering organics, and to understand any barriers that might exist;

^{2 3} It should be noted that due to unavailability of data, pre-Pilot presentation rates for general waste and recycling were calculated for Port Lincoln as a whole, and may not exactly reflect the Pilot area.

- Visual audits: three visual audits were undertaken together with collection drivers to ensure operations work smoothly and any issues could be identified early.

3.4.1 Audit 1: Pre-Pilot (baseline)

As part of the project, a baseline kerbside bin audit was undertaken in February 2024 prior to the Pilot commencing on 4 March 2024. Key findings include:

- 60% of material in general waste bins (by weight) was identified as organic and appropriate for disposal in FOGO bins;
- 45% of this organic material was garden waste, a further 41% was food waste (loose, packaged, or in compostable bags); and
- organic material in the recycling bin accounted for 5% by weight.

It is important to note that the results of the baseline audit matched almost exactly the results of the kerbside audit undertaken in 2017, showing approximately 60% of the landfill kerbside bin (red lid) contents is organic, and further reinforcing the aims of the Pilot.

3.4.2 Audit 2: Mid-Pilot

In November 2024 KESAB conducted a second audit in the Pilot area to measure the change in the use of the kerbside system by Pilot households.

Following the same methodology of the pre-Pilot audit, samples were collected from 50 participating households and analysed according to Zero Waste South Australia (ZWSA, now Green Industries SA) guidelines and Council requirements.

The comparison of pre-Pilot audit results from Feb 2024 with results of the November 2024 audit showed:

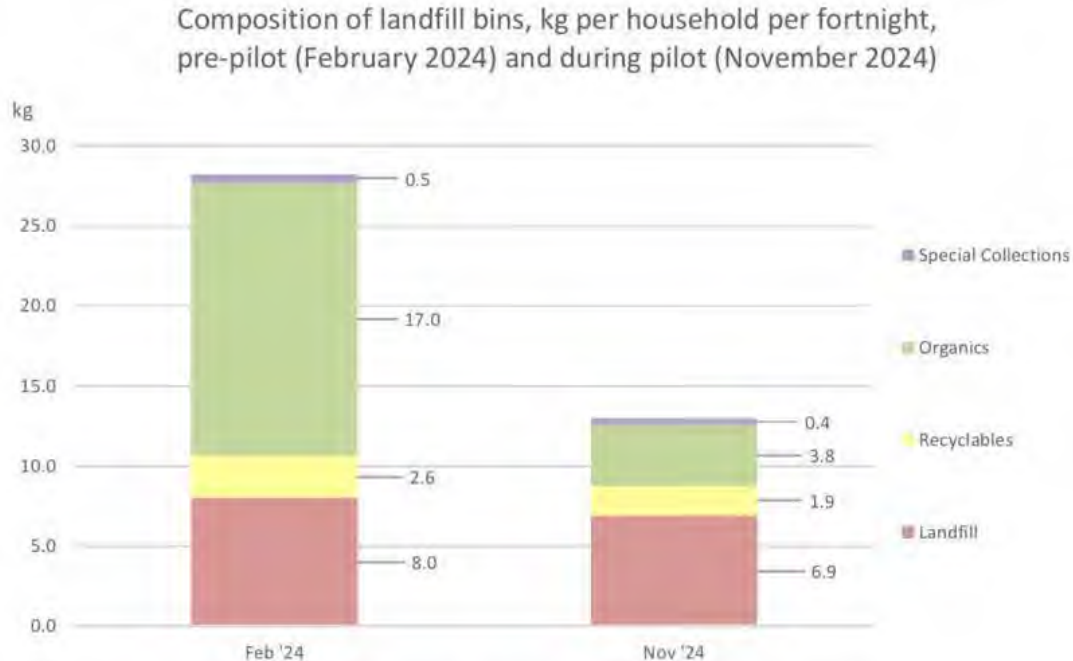
- 54% reduction in amount of material presented in the red bin;
- 78% of organics diverted from the red bin to the FOGO bin;
- significant increase in diversion of materials from landfill from 16% to **53%**;
- a further 47% of material remaining in the red bin could be diverted from landfill;
- increase in the recovery rate of recycling from 69% to 75%;
- 5.1% increase in waste generated across all waste streams due to additional FOGO being collected.

Overall, the kerbside bin audits demonstrated a reduction in every audited category other than unseparated recyclables, as shown in the table below.

	Pre-Pilot February 2024	During Pilot November 2024	
	kg per household per fortnight		% change
Landfill Bins	28.1	13	-54%
Recyclables	2.6	1.9	-27%
Organics	17	3.8	-78%
Landfill	8	6.9	-14%
Other/Special Collections	0.5	0.4	-20%
Recycling Bins	6.4	5.8	-9%
Recyclables	5.3	4.7	-11%
Unseparated + bagged recyclables	0.2	0.4	+100%
Contamination	0.9	0.7	-22%
Organics Bins		17	N/A
Food/other compostables	N/A	3.2	N/A
Garden	N/A	13.3	N/A
Contamination	N/A	0.5	N/A

Table 1: Composition of waste samples pre and during FOGO pilot

The biggest change occurred in the composition of the landfill bin with a 54% reduction in total landfill volumes as demonstrated in the chart below, noting 47% of the landfill bin still comprising material that could be diverted to another waste stream.



Graph 1: Basic breakdown of materials identified in landfill bins by weight (n=50).

Landfill Diversion Rates

The effective diversion rate demonstrates the amount of overall material disposed of via kerbside bins that is not placed in landfill, either via comingled recycling or FOGO bins. It takes into consideration contamination levels in comingled and organics streams.

Diversion of material away from landfill	Audit 1 (Feb 24)	Audit 2 (Nov 24)
Overall diversion rate	16%	53%

As shown in the table above, diversion from landfill under a 2-bin kerbside system prior to the FOGO Pilot was very low due to the amount of organic material in landfill bins. Through the introduction of the FOGO Pilot kerbside system and improvements to recycling bins, the effective diversion rate **more than tripled to 53%**.

Material Recovery Rates

The recovery rate demonstrates the amount of each 'recoverable' material (ie. organics or co-mingled recycling) presented across all kerbside bins that is disposed of in the correct bin. Results from the second kerbside audit demonstrated a high level of organics being correctly placed in the new FOGO bin, and an increase in recovery of co-mingled recycling.

Recovery of materials across all kerbside bins	Audit 1 (Feb 24)	Audit 2 (Nov 24)
Co-mingled recycling	69%	75%
FOGO	-	73%

The above suggests the FOGO Pilot education campaign and supporting material was generally effective leading to a high degree of compliance, however there is still significant room for improvement. In addition, other factors such as pressure on available space in the kerbside red bin and upgrades to recycling bins were likely contributors to these results.

Bin Fill Levels & Correct Streaming

During kerbside audits, the fill level of each kerbside bin was recorded to gauge the change in remaining available space in each bin under the fortnightly 3-bin collection schedule.

Bin Fill Levels	Audit 1 (Pre-Pilot)			Audit 2 (Mid-Pilot)		
	Fill Level (%)	Full Bins (#)	Material in Correct Bin	Audit 2 (Nov 24)	Full Bins (#)	Material in Correct Bin
Landfill (red bin)	76%	20	29%	86%	25	53%
Recycling	70%	15	86%	72%	13	88%
FOGO	-	-	-	59%	5	97%

As shown in the above table, despite the large amount of material recovered via the FOGO bin, on average it had the lowest fill level (59%) of the three waste streams primarily due to the high density of organic materials compared to other waste streams, as well as 97% of bin contents being the correct material type.

Contrastingly, it can be seen the red lid landfill bin recorded the highest fill level, increasing from 76% to 86% under the FOGO Pilot. On an individual household basis, an additional 5 bins were recorded as “full” through visual inspections during the audit, about 10% of the households sampled. This demonstrates the impact of reduced available bin volume through changing from weekly to fortnightly collections for the red bin.

It should be noted however that of material placed in the red bin, only 53% was genuine landfill. In other words, **47% of the materials placed in the red bin could have been diverted to another waste stream**, demonstrating opportunity for residents to free up further space in the red bin.

3.5 Visual Audits

In collaboration with collection drivers, three visual audits were undertaken:

- 4 March 24
- 29 April 24
- 17 September 24

The purpose of these audits was tailored to FOGO Pilot operational matters and general observations, including:

- Accessibility of bins;
- Monitoring degree of Pilot adoption such as use of caddy liners;
- Monitoring bin presentation by waste stream;
- Identification of problems within the Pilot community;
- Correct use of bins for the designated waste stream;
- Properties without recycling bins;
- Bin fill levels and their correlation to property specifics, such as yard size, and
- Specifics around contamination with foreign materials in the FOGO bin.

Based on these visual audit observations, valuable advice and recommendations were provided to Council to adjust communication, collections and implementation of the 3-bin system to improve FOGO Pilot operations.

3.6 Contamination

Contamination was a primary focus of the Pilot, as it is across the whole sector, and was monitored closely.

Contamination in FOGO Bins

During the Pilot, each fortnightly load was tipped and spread, contamination (non-compostable material) removed manually, weighed and recorded. Contamination rate from Audit 2 was 3.1%, suggesting a good understanding of the process among pilot participants. The main contaminants were plastic bags, food packaging, other soft plastics, plastic flowerpots, bottles and nappies.

Notably, approximately two thirds of this audited contamination comprised incorrectly bagged organic food or garden waste, typically in non-compostable plastic bags. Encouragingly, if these materials had been correctly placed in a compostable bag, the contamination rate would have significantly reduced.



This demonstrates improvements can be made to achieve a significant reduction (ideally elimination) of contamination in the FOGO bin. Currently Council is considering options how to best deliver additional information and education to Pilot participants to reduce contamination.

Contamination in Recycling Bins

Broken glass, landfill waste, and unseparated packaging were among the four key contaminants across both kerbside audits. Some of the items could be recycled if properly separated, but are considered contamination if presented unseparated.

Samples also included 'special collections' which comprises of a range of materials which are not allowed in any kerbside bin.

Across both audits, 'other organics' was the most significant source of organic contamination in the yellow bin, including pizza boxes and compostable paper. Such material commonly causes confusion as some residents consider all paper-based items to be recyclable. Compostable wares (pizza boxes, coffee cups) and compostable paper (tissues, paper towel) are best disposed of in organics bins where possible due to contamination by food and liquid, and the lower quality of the paper fibres used.

Overall, there were fewer organic materials and 'special collection' items found in the November 2024 recycle bin audit sample than in February 2024.

Compliance

During both audits, items were identified in landfill bins and recycling bins that are not permitted in kerbside bins; those items were listed as 'special collections' in both audit reports and include vapes, batteries, electronic waste, light globes, pharmaceutical syringes, chemicals and household hazardous waste.

Audit results showed no items in the 'special collection' category in FOGO bins, which was both pleasing and reassuring that householders are aware that those items cannot go in the FOGO bin.

Education

Overall results clearly demonstrate considerable potential to further improve performance of the kerbside system including lowering contamination levels in recycling and FOGO bins, eliminating waste types that can't go in any bin, and improved recovery of CDS containers.

Through the auditing process, the following focus areas were identified for further education to improve utilisation of kerbside services:

FOGO bins

- Organic items only to be placed in FOGO bins;
- All organic items must be removed from their packaging;

Landfill bins

- All compostable organic material to be diverted into the FOGO bin;
- Increase diversion of recyclables into the yellow bin;
- Elimination of items not permitted in any kerbside bin;

Recycling bins

- Recyclables need to be presented loose;
- Recyclables only need to be rinsed (not washed);
- Improve understanding on items that cannot go in the recycling bin;
- Elimination of items not permitted in any kerbside bin;

Across all waste streams

- Improved recovery of CDS containers and glass bottles and jars.

Refer to the KESAB audit reports in Appendices for detailed results, trends and findings.

3.7 Market Research – Post-collection Management of FOGO

In South Australia, there are several large commercial composting facility operators, including Peats, Jeffries & Integrated Waste Services with their respective facilities at Brinkley and Whyalla, Buckland Park and Dublin and Van Schaik in the South- East of the state.

The lower Eyre Peninsula region currently lacks a licenced commercial composting facility capable of receiving FOGO, meaning collected materials from a kerbside service would need to be freighted long distances for processing.

Local processing of FOGO into compost would significantly benefit Council and ratepayers through reduced transport, as well as the wider community through development of the circular economy including local economic and employment gains, and increased access to compost products to improve soil and reduce irrigation. This is a critical component in providing a sustainable 3-bin kerbside collection model in Port Lincoln.

To gauge local capacity and open communication with the industry, Council ran an Expression of Interest (EOI) process in October 2024 inviting stakeholders to collaborate on the development of a local composting facility for the Port Lincoln and lower Eyre Peninsula region. This EOI aimed to identify current market capabilities across various functions such as receiving and processing organic materials, haulage services, grinding, composting, providing premises, and connecting organisations with complementary skill sets. Council was also interested in innovative technology solutions or business models that could enhance processing efficiency or create additional value from organic waste streams.

Submissions were received from six respondents, identifying multiple pathways to process locally collected FOGO materials. For further details refer to the *Feasibility Study Kerbside Food and Garden Organics (FOGO) Service City of Port Lincoln (2025)*. Another significant outcome of that report was identification of the immediate financial and environmental viability of haulage of FOGO for processing at existing composting facilities in Whyalla and Dublin. In other words, a kerbside FOGO collection service in Port Lincoln is not contingent on local processing.

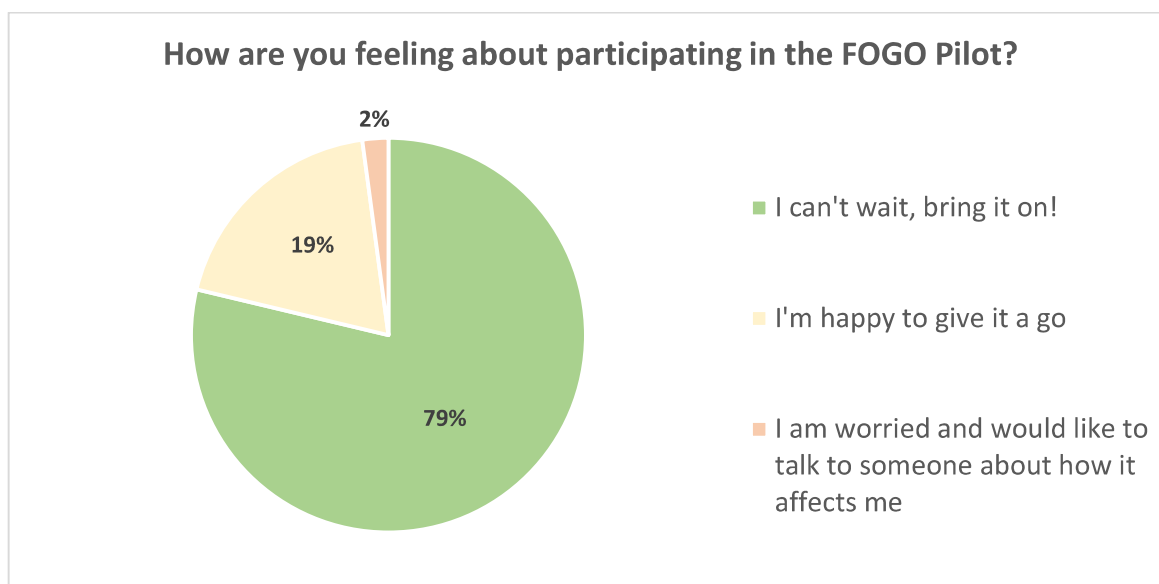
3.8 Pilot Community Engagement

Feedback was received from participating residents through various formats throughout the Pilot period, including:

- Pilot launch survey (50 responses)
- Educational workshops (75 attendees, as noted in Section 3.3)
- Email, phone and website feedback (82 enquiries)
- Pilot completion survey (105 responses)

3.8.1 Pilot Launch Survey (February 2024)

Prior to commencement of Pilot 3-bin fortnightly collection, a survey was taken of Pilot participants to gather initial information with a chance to win a free compost bin offered to encourage submissions. Participants were asked how they were feeling about the upcoming changes, with responses from residents indicating strong support for the FOGO Pilot:



In addition to the above, further questions were asked relating to home composting, household waste bin composition and bin condition to estimate number of recycling bins without yellow lids. Highlights from these questions include insights into existing behaviour around landfill diversion:

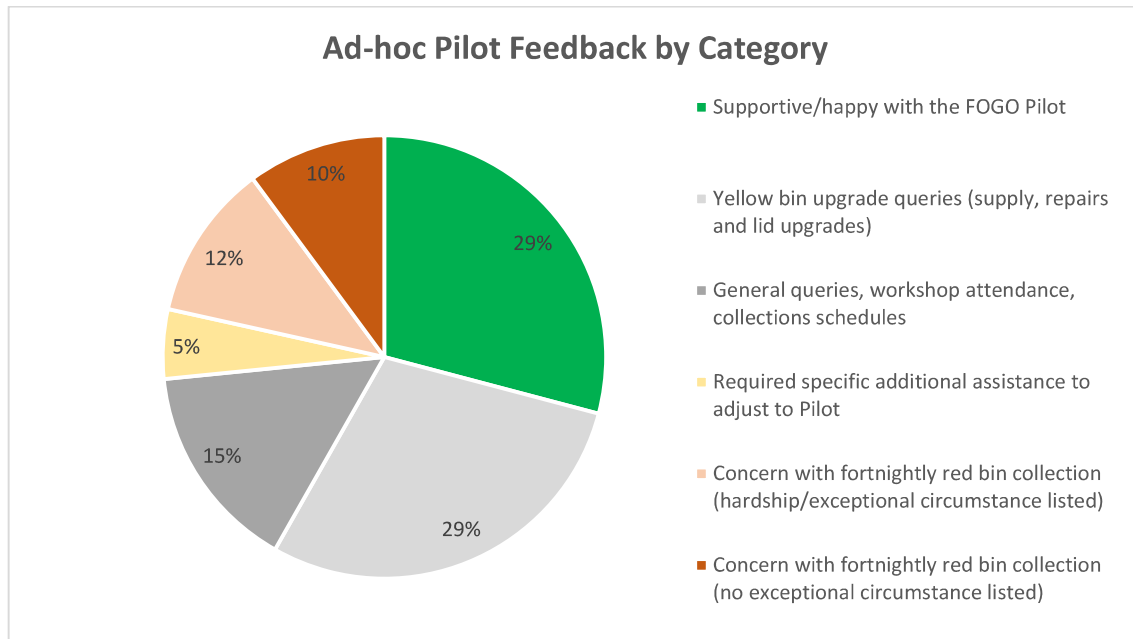
Household Behaviour: Diverting Waste	Home Composting	Recycling
Successfully all the time	16%	86%
Occasionally	38%	12%
TOTAL Households	54%	98%

3.8.2 Feedback During the Pilot (March 2024 – March 2025)

Ad-hoc feedback during the FOGO Pilot was encouraged via various different methods, including website enquiry, email, and phone call.

To assist with direct communication Council established an email distribution list for FOGO Pilot residents, which grew to a total of 103 resident email addresses by the end of the Pilot. This was also used to promote surveys and FOGO Pilot newsletters.

Council established a contact register and recorded all FOGO Pilot related enquiries and feedback. As of 7th March 2025, a total of 79 enquiries had been received from FOGO Pilot participants, generally falling into the following categories:



Further to the above, an additional 4 enquiries were received specifically from non-Pilot residents eager to encourage a citywide rollout of the 3-bin system.

Positive Feedback was typically received from households to say they were happy with the new FOGO bin service and the pilot generally, with many comments confirming the fortnightly collections were adequate and there was much less material being placed in landfill bins.

Hardship & Assistance enquiries typically involved high occupancy households or those with babies in nappies who were finding it hard to manage a fortnightly red bin collection due to the reduced available bin space. This resulted in 7 households being delivered a second red lid bin to assist in managing fortnightly collections at no additional cost.

In addition, some households required further education or assistance in adjusting to the fortnightly collection regime. In the case of households identified as not owning a recycling bin, a complementary bin was issued to assist in managing fortnightly collections.

Negative Feedback was received from households with primary concerns around inadequate space in the red bin or unpleasant smells from the red bin over a fortnight. Other comments such as the 4-week cycle where a collection week is missed, or specific pressure over holiday periods such as Christmas were raised.

Written responses received have been included in appendices.

3.8.3 Pilot Feedback Survey (March 2025)

Following completion of the 12-month FOGO Pilot period, a second survey was prepared, with notification distributed to residents via email and in hard copy via Australia Post. This survey received the highest engagement of all activities during the Pilot, with 105 responses.

Full survey results and written comments have been provided in appendices, however general insights from survey responses include:

- 88 (85%) would like to see the FOGO bin become a permanent service;
- 102 (97%) considered learning to use the FOGO bin “easy”;
- 87 (83%) put their FOGO bin out every fortnight;
- 68 (65%) put all food scraps in the FOGO bin;
- 51 (49%) raised some level of concern about changing to fortnightly collections;
- 11 (11%) households were not using the kitchen caddy, indicating potential for further improvement in diverting food waste.

Demographics

A key factor influencing household waste quantities, and therefore bin fill levels, is the number of residents in a household. To establish sensitivity of this factor in Pilot results, demographics from survey responses have been compared against data from the Australian Bureau of Statistics 2016 Census.

Demographics of Survey Respondents	2016 Census (Port Lincoln)	Pilot Survey Respondents
Average children per household (all households)	0.6	0.8
Average children per household (those with children)	1.8	1.7
Average people per household	2.3	2.8

The above demonstrates the survey responses represent households with a 25% higher-than-average occupant density for the city, with 2.9 people per household compared to the average Port Lincoln residence with 2.3 people. Similarly a 33% higher number of children per household was recorded. These results may indicate a similar trend throughout the Pilot area, or they may reflect a tendency for high density households to respond to the survey due to experiencing higher bin fill levels.

Perception of Presentation Frequency and Fill Level

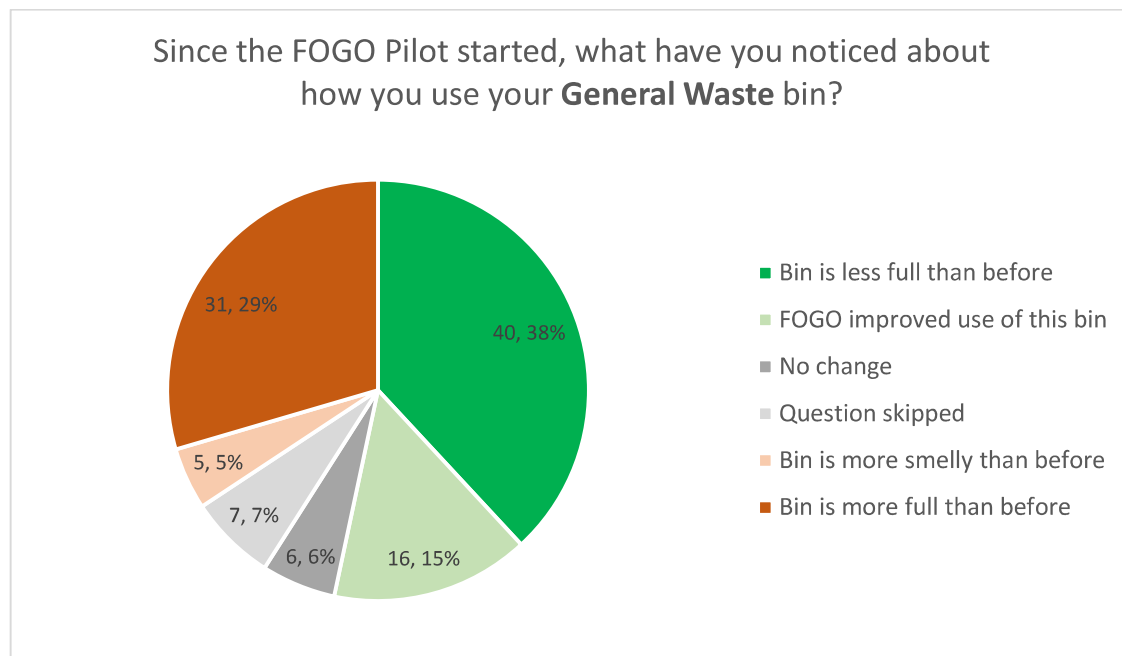
Survey respondents were asked to rate their presentation frequency and perceived bin fill level for each kerbside waste stream.

	Response	FOGO	Red	Yellow
Presentation Frequency	Fortnightly	83%	97%	95%
	Monthly	10%	3%	3%
	Less than monthly	5%	-	2%
	Never	2%	-	-
Bin Fill Level	Less than half full	20%	12%	4%
	More than half full	35%	24%	22%
	Nearly full	24%	20%	37%
	Full	21%	44%	37%

The above results show respondents were less likely to participate in FOGO than recycling each fortnight, which contrasts with measured presentation rates in the Pilot area showing these two waste streams with similar presentation rates. This may indicate a tendency for survey responses to be skewed towards households not participating in FOGO. Further analysis of measured bin fill levels and presentation is contained in KESAB Audit 2.

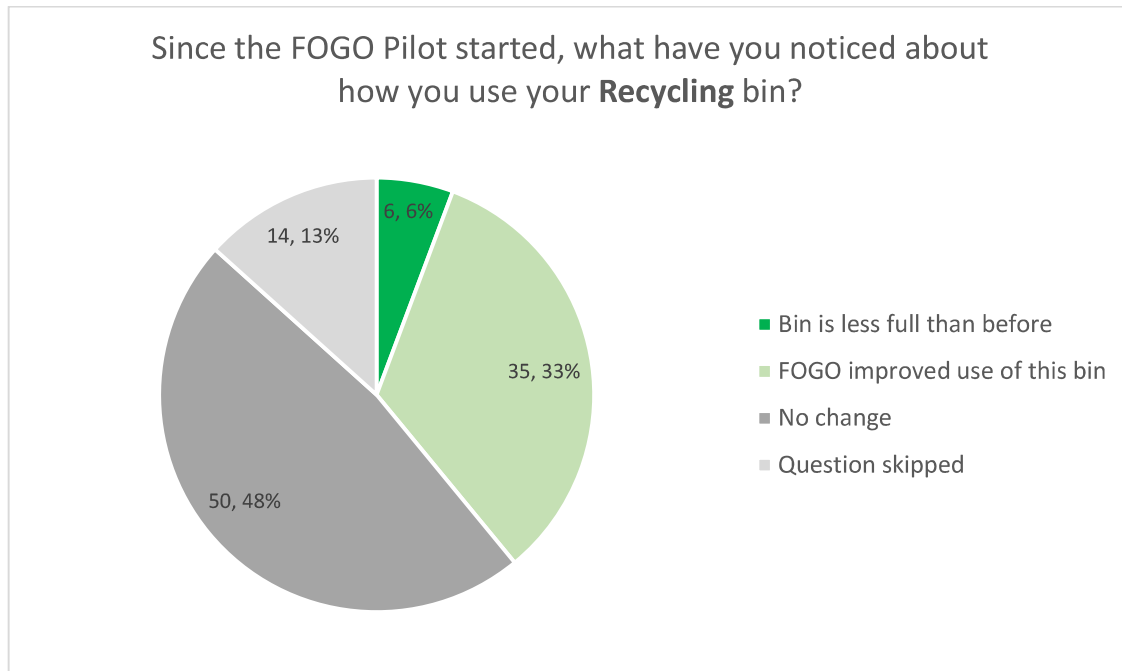
Perception of Changes to General Waste and Recycling

Respondents were also asked to comment on any observations about how their use of each waste stream changed through the Pilot. Generally responses were able to be grouped by category. The below charts demonstrate the divergent nature of experience within households in the Pilot.



In terms of the **general waste bin** (above), a majority of comments indicated the Pilot service had a positive impact with 40 households noting the bin was less full over two weeks than it had previously been for one week and 16 comments on improved use of the bin due to the availability of a FOGO bin, a new recycling bin, or the need to pay more attention to each waste stream with less space available for landfill. Some comments indicated the red bin was “hardly worth putting out”.

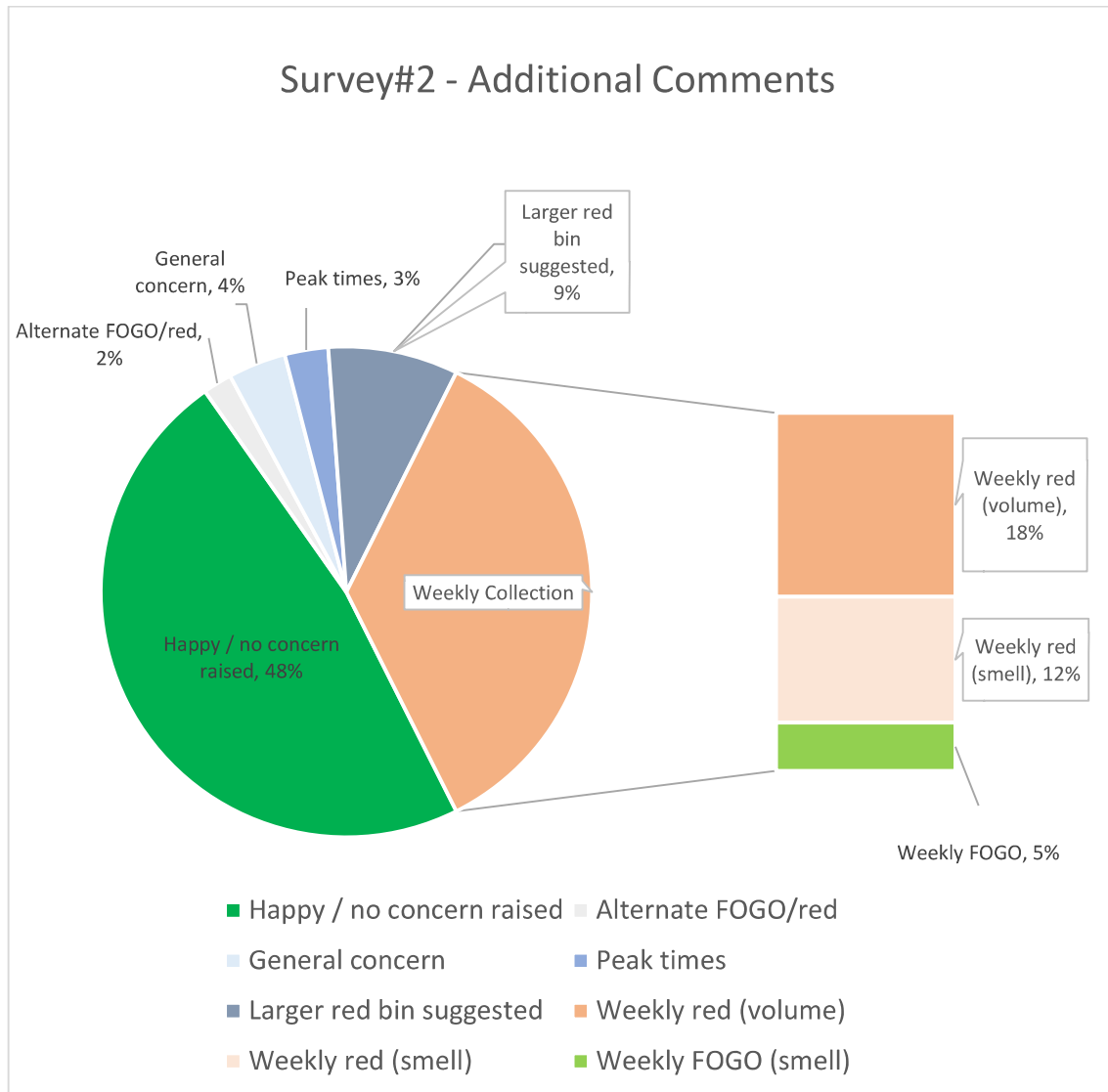
Contrastingly, 31 responses noted the red bin was more full than before, in some cases noting it was “overflowing”, sometimes after 1 week, with some comments mentioning the need to find alternate methods to dispose of landfill via trips to the Resource Recovery Centre or placing waste in Council/neighbours bins. Once again, multiple comments around the problem of how to deal with nappies was mentioned due both to volume over 2-week period and smell.



In terms of the **recycling bin**, the predominant comment was that no change was observed (50), whereas 41 noted their use of the bin either improved in the Pilot, or that material previously being recycled such as pizza boxes could go to the FOGO bin for composting. This demonstrates the positive impact of the Pilot on recycling.

General Feedback

Finally, respondents were asked for general feedback on the FOGO Pilot.



As shown above, approximately half of respondents raised some level of concern regarding the frequency of collection either due to smell (both general waste and FOGO) or available volume, particularly in the **general waste bin**. This result reinforces the finding from Audit 2 that 47% of remaining red bin contents could be diverted from landfill, and the need for additional support and education to improve diversion.

Nappies

Concerns around nappies in the general waste bin, both in terms of available space and smell over a 2-week period, were raised by 12 respondents across multiple questions in the survey. As noted above, households who contacted Council during the pilot were provided a second red bin free of charge to support the additional volume of disposable nappies, however from survey responses it is evident not all households reached out for this additional support, suggesting a pro-active approach to identifying households with young children may be required.

Full survey results and written feedback has been included as appendices.

3.8.4 Recommended Council Response to Support Change

Resident feedback provides an important insight to help with the change management process of introducing a third kerbside bin. Mechanisms to support residents must be a fundamental part of any change management, and can be introduced via Council's kerbside collection policy as well as clear information and assistance through periods of transition. Below is a summary of the typical concerns raised by residents, and recommended responses to consider in policy updates and additional support:

Change Issue	Policy Response
Red bin too small	47% of red bin could be diverted => education Upgrade, provide & promote recycle bins Paid additional / larger red bin (current policy)
Red bin is smelly	Food to go in FOGO bin => education Strategies to reduce smell from nappies => education
High occupancy	Additional bin & education
Sanitary needs (e.g. Nappies, medical, etc.)	Free (temporary?) additional bin & education
FOGO bin is smelly	Strategies to reduce smell => education Bin cleaning service
Peak holiday periods	Provide additional free collections (weekly)

4. Pilot Outcomes

4.1 Analysis against Pilot Objectives

Overall, Pilot project results have demonstrated that the tested service model for a more sustainable kerbside system delivered on the key objectives:

Objective 1: Increase diversion of waste from landfill

Through the introduction of the FOGO Pilot kerbside system and improvements to recycling bins, the effective diversion rate away from landfill **more than tripled** from 16% to 53%.

Objective 2: Reduce carbon emissions

With 78% of organic material diverted from the red bin to the FOGO bin, material sent to landfill reduced by 54% in the FOGO Pilot. This is a significant achievement, showing the fortnightly three bin system enabled residents to more than half their landfill CO2-e emissions.

Expanded across the whole of Port Lincoln and allowing for transport to the nearest licenced processing facility this would result in 3,251 tonnes of CO2-e emissions reduction annually,

more than Council's entire corporate emissions footprint or roughly equivalent to taking 1,381 combustion engine cars off the road⁴.

Objective 3: Improve service levels for ratepayers

Objective 4: Improve kerbside collection system

Presentation rates, contamination levels and customer feedback are key indicators for both the performance of the kerbside system and the customer uptake of the service.

Each fortnight, on average 63% of FOGO bins were presented at the kerb. This is similar to typical presentation rates for recycling bins, a well-established service approaching 20 years of operation in Port Lincoln. This is a strong indication latent demand in the community for a kerbside FOGO service has been met by the Pilot.

Total kerbside collection volumes were increased by 100L per fortnight, and an additional kerbside bin was introduced, bringing City of Port Lincoln in line with all other South Australian city councils. This provided rate payers with the ability to place more organic garden waste in their kerbside bins instead of taking it to the RRC.

The implementation of a comprehensive communication plan and open communication channels throughout the program, set the foundation for the high level of engagement with householders throughout the project.

A high level of support was expressed through feedback, with a vast majority of participants requesting the FOGO Pilot service be made permanent. Concerns of note persist around pressure on the fortnightly 140L general waste bin due to available volume and smell. This along with the remaining 47% of material in general waste bin that could be diverted indicates a combination of hardship provisions plus ongoing support and education would be required to support a fortnightly collection cycle.

Objective 5: Contribute to the local circular economy

Successful recovery of FOGO materials through the Pilot has identified a significant stream of organic material that could be recovered for beneficial use. This demonstrates the potential for kerbside FOGO to contribute to the local circular economy, in particular through providing a catalyst for building local capacity for composting.

Council's EOI process on a local composting facility received strong industry support, with responses from 6 businesses willing to collaborate to work towards a solution. This is a positive starting point, with more work still to be done to make it a reality.

⁴ <https://greenvehicleguide.gov.au/pages/UnderstandingEmissions/VehicleEmissions>

4.2 Recommendations for Citywide Roll-out

The FOGO Pilot has shown significant reductions of waste to landfill and high recovery rates of FOGO can be achieved via the fortnightly 3-bin kerbside system. Feedback from residents demonstrates a latent demand for a green bin exists within Port Lincoln, however concerns persist around fortnightly collection with 47% of remaining material in landfill bins able to be diverted, suggesting significant resource allocation from Council may be required to support any transition to a 3-bin service.

Additionally, Council's report *Feasibility of Kerbside Food and Garden Organics (FOGO), City of Port Lincoln (2025)* shows a FOGO service could be introduced immediately using existing commercial composting facilities in Whyalla or Dublin, resulting in significant savings in post-collection cost and reduce carbon emissions. Development of local FOGO composting capabilities will increase these benefits.

As a result, the following are recommendations for consideration:

1. Upgrade existing recycle bin stock to improve access to recycling;
2. Increase education and promotion of diversion of landfill;
3. Continue supporting development of local compost processing capabilities, noting immediate availability of existing composting facilities equipped to support a kerbside FOGO service in the short term;
4. Consider cost-benefit and feasibility of fortnightly kerbside collection model option;
5. Review Council's kerbside collection policy to support introduction of a 3-bin system, with specific reference to:
 - Council responsibility for provision of all 3 kerbside bins;
 - Exceptional circumstances/hardship provisions for additional/upsized bins (eg. nappies, medical conditions, high occupancy rate);
 - Fees for additional/upsized bins where requested;
 - Different property types including vacant land and commercial properties (eg. hospitality and food businesses).
6. Introduce a kerbside FOGO bin and adopt a 3-bin kerbside collection model, supported by appropriately resourced support and education including engagement with residents, schools, and local businesses to encourage use of kerbside FOGO to separate food and other compostable materials from general waste;
7. Facilitate bin upgrades/rollouts via local community groups to capture value and provide community enterprise funding opportunities.

5. Appendices

Appendix 1: Public Litter Bins

Appendix 2: KESAB FOGO Pilot Audit Report

Appendix 3: Visual Audit Reports

Appendix 4: Communication Material

Appendix 5: Survey & Written Response Data

Appendix 6: Fortnightly FOGO Collection Records

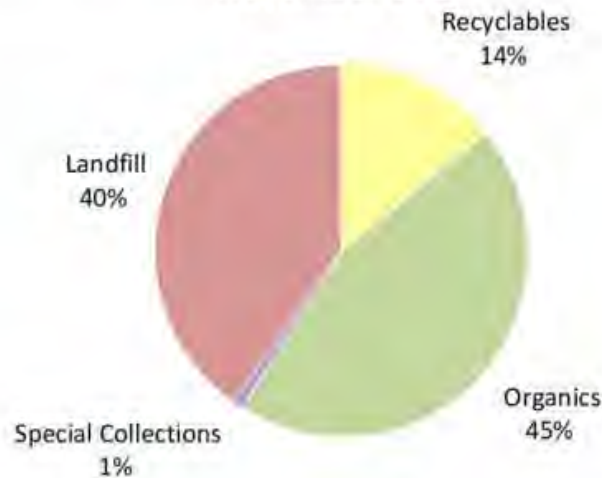
APPENDIX 1: Public Litter Bins – Port Lincoln Foreshore

In addition to the standard audit scope, a bin audit was conducted for a small sample of 14 public litter bins (PLBs). At this point in time, Council only provides landfill bins in public spaces and the results will inform Councils forward strategy around recycling in public spaces.

Audit results show that 40% of material in bins was landfill material, 14% of the sample was recyclable materials and 45% was organic waste. 1% of the sample was categorised as ‘special collection’ items which included a battery, a propane gas canister, and a clock.

Composition of public space landfill bins by weight (kg)

November 2024



Graph 8: Composition of public space landfill bins (foreshore) by weight (kg) - November 2024

Note that this data provides a snapshot only of waste disposed of in these bins and does not represent a specific timeframe or account for seasonal or daily variance in bin use.

Further, the quantity of material in PLBs is not reported separately to general kerbside collections as PLBs are typically collected at varying times and with varying frequencies.

Public Litter Bin Recommendations

Currently, other than selected bins with CDS trays attached, only landfill bins are available in public places. With the increase in compostable takeaway food and beverage containers demonstrated in the results above, it is timely to consider whether additional collection streams would be appropriate in public areas, particularly those where significant amounts of food are purchased and consumed.

This could be introduced in collaboration with business owners in hospitality and tourism and accompanied with designated information and education campaigns.



FOGO Pilot Bin Materials Audit Report 2024

City of Port Lincoln
November 2024

Kerbside Bin Materials Audit Report 2024

City of Port Lincoln

Contact: Sebastian Carr
Title: Environmental Sustainability Officer
Email: sebastian.carr@plcc.sa.gov.au

KESAB *environmental solutions*

Contact: Eloise Quihampton
Title: Resource Recovery Officer
Phone: (08) 8234 7255
Email: eloise@kesab.asn.au

Auditors

February 2024 Audit

Lead Auditor Eloise Quihampton – KESAB *environmental solutions*
Auditor Tom Fahey – KESAB *environmental solutions*

November 2024 Audit

Audit Coordinator Eloise Quihampton – KESAB *environmental solutions*
Lead Auditor Erin Abell – KESAB *environmental solutions*
Auditor Tom Fahey – KESAB *environmental solutions*

Acknowledgments

KESAB *environmental solutions* would like to thank staff from City of Port Lincoln and Veolia for their assistance in the planning and implementation of this audit.

Document Verification

DATE	VERSION	TITLE	PREPARED BY	REVIEWED BY	APPROVED BY
24/01/2025	V1	FOGO Pilot Bin Materials Audit Report DRAFT	E Quihampton	A Hackett-Rogers	A Hackett-Rogers
13/02/2025	V2	FOGO Pilot Bin Materials Audit Report DRAFT 2	E Quihampton L Harrison	A Hackett-Rogers	A Hackett-Rogers
19/02/2025	V3	FOGO Pilot Bin Materials Audit Report Final	E Quihampton L Harrison	A Hackett-Rogers	A Hackett-Rogers

Disclaimer

While all reasonable efforts have been made to ensure that the contents and data detailed in this report are factually correct, KESAB environmental solutions does not accept responsibility for the completeness of the contents and shall not be liable for any loss or damage that may be occasioned directly or indirectly through the use of, or reliance on, the contents of this report. This report may not be reproduced in whole or in part without the permission of the City of Port Lincoln.

Contents

Executive Summary	4
Key Outcomes.....	5
1. Audit Results - residential	6
1.1 General Waste (Landfill) Bins	6
1.1.1 Organic material in landfill bins	7
1.1.2 Special collection material in general waste bins	8
1.2 Comingled Recycling Bins	9
1.2.2 Contamination in Recycling Bins	9
1.2.3 CDL Containers	11
1.4 Green organics bins	12
1.5 Material recovery rates and diversion rates	13
2. Audit Results - Public bins (foreshore)	14
3. Recommendations	15
APPENDIX A – Audit Methodology	17
i. General.....	17
ii. Data Collection	17
iii. Physical Audit Process.....	17
APPENDIX A – Definitions.....	18

Executive Summary

City of Port Lincoln residents currently have access to weekly landfill and fortnightly recycling collections. Households in the FOGO pilot area have access to fortnightly servicing of all three kerbside collection streams: 140L landfill, 240L comingled recycling, and 240L FOGO bins.

City of Port Lincoln engaged KESAB *environmental solutions* to conduct two residential bin material audits to provide baseline and measurement data for Port Lincoln's Food Organics Garden Organics (FOGO) Pilot Program. 400 households were selected to take part in the 12-month program, which began in March 2024.

The two audits took place at the Port Lincoln Resource Recovery Centre over the following dates:

- 19th and 20th February 2024 (landfill and comingled recycling)
- 25th – 27th November 2024 (landfill, comingled recycling¹, and green organics)

Waste samples were collected from 50 participating households (within the Monday collection area). The audits were conducted according to Zero Waste South Australia (ZWSA, now Green Industries SA) guidelines (with a reduction in audit categories) and Council requirements.

See Appendices for audit methodology and definitions. Raw data and lists of sampled households are provided separately in Excel spreadsheets. Data discussed refers to weights (kg) unless otherwise specified.

Comparison of pre and during pilot audit data indicates a significant reduction in the amount of recoverable material² disposed of in landfill bins (from 72% to 47%). This change is reflected in organic material diversion; the **proportion** of material in landfill bins classified as organic material halved since the baseline audit (60% in Feb versus 29% in Nov) and **the absolute mass of organic materials in landfill bins reduced by 78%**.

The quantity of material in landfill samples reduced significantly following the introduction of FOGO collection: 705kg weekly (or **1,410kg per fortnight**) in February versus **649kg fortnightly** in November, indicating that waste to landfill has effectively halved.

The estimated effective diversion rate³ of material increased from 16% (Feb) to 53% (Nov).

	Pre-Pilot February 2024	During Pilot November 2024	
	kg per household per fortnight		% change
Landfill Bins	28.1	13	-54%
Recyclables	2.6	1.9	-27%
Organics	17	3.8	-78%
Landfill	8	6.9	-14%
Other/Special Collections	0.5	0.4	-20%
Recycling Bins	6.4	5.8	-9%
Recyclables	5.3	4.7	-11%
Unseparated + bagged recyclables	0.2	0.4	+100%
Contamination	0.9	0.7	-22%
Organics Bins		17	N/A
Food/other compostables	N/A	3.2	N/A
Garden	N/A	13.3	N/A
Contamination	N/A	0.5	N/A

Table 1: Composition of waste samples pre and during FOGO pilot

¹ Note that the recycling sample was collected during the previous week on Monday 18th November. Sample collection was overseen by a City of Port Lincoln staff member.

² Comingled recyclables, and organic materials.

³ Diversion rate is the proportion of total weekly waste generated that was disposed of via comingled recycling and/or green organics. The 'effective' diversion rate stated here takes contamination in recycling and organics bins into account and is a more accurate representation of diversion of recoverable resources.

Key Outcomes

The key outcomes for the FOGO pilot waste audits were as follows:

- Engage with City of Port Lincoln and Veolia to organise bin collections for the two physical audits (one pre-pilot and one at the end of the pilot period).
- Establish and manage an audit site at the Port Lincoln Resource Recovery Centre, meeting all WH&S requirements.
- Physically audit material from landfill (general waste), comingled recycling, and green organics bins from households across the area selected for the FOGO pilot.
- Collect and analyse the physical audit data.
- Provide a basic written report of results, including comparison between the two sets of audit data.

1. Audit Results - residential

1.1 General Waste (Landfill) Bins

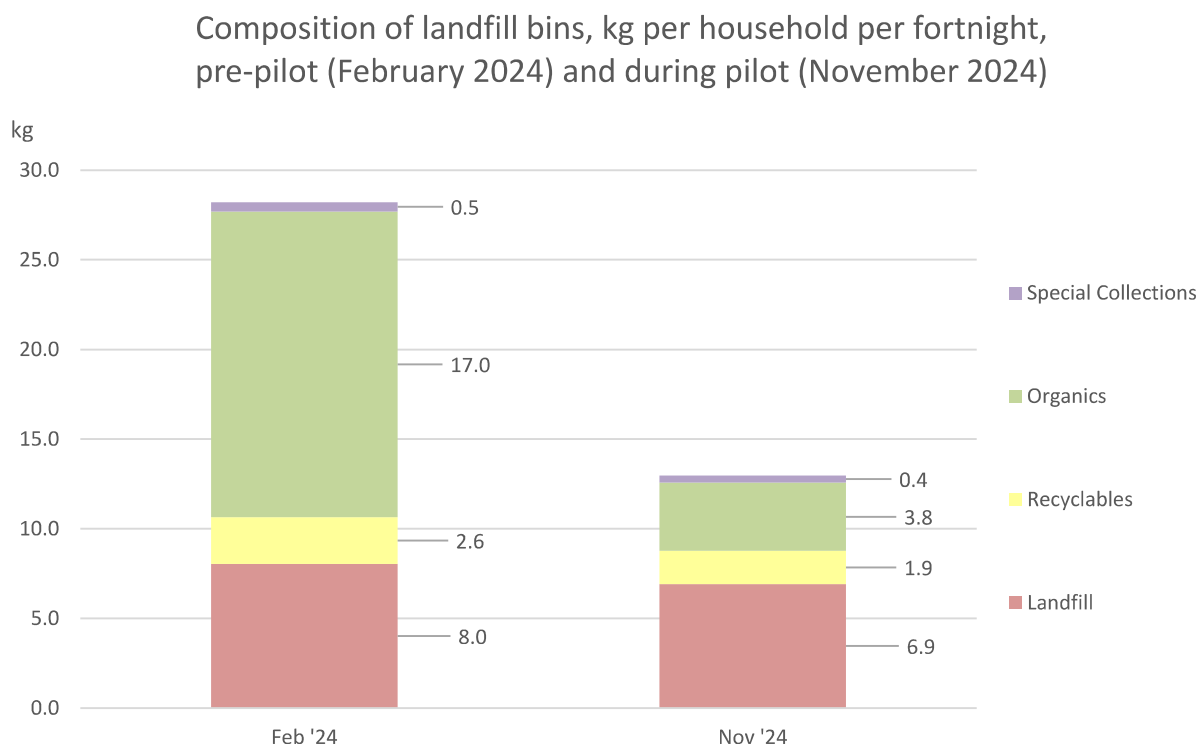
The pre-pilot landfill sample contained 705kg of material (weekly collection), the equivalent of 1,410kg per fortnight. 28.4% of materials were categorised as landfill material, 9% of material was recyclable, and 60% materials could have been placed into FOGO bins had this service been available. A final 2% should not have been disposed of in kerbside bins. This included e-waste, batteries, vapes, and other hazardous waste types. See Graph 1, Feb '24 column.

The sample audited in November (during the FOGO trial) contained 649kg of material (fortnightly collection). The data shows that the percentage of material classified as landfill material improved from 28.4% to 53.3%, an improvement of almost 25 percentage points. This is almost entirely due to the diversion of organic material from the landfill bins - the percentage of organic materials in landfill bins halved from February to November, and the absolute mass of organic materials in the November landfill bin sample was 78% lower than in February. This demonstrates a significant improvement in diversion of recoverable resources from landfill, despite an increase in the proportion of recyclable materials (from 9% to 14%). See Graph 1, Nov '24 column.

Note that in February 2024, landfill was collected weekly, while in November the service had changed to fortnightly collection. Taking this into account, the weekly weight of material in the landfill samples was 705kg in February versus 324kg in November.

By volume (L), 67% of material in landfill bins pre-pilot could have been diverted, versus 49% in November.

Landfill bins included in the pre-FOGO sample had an average fill level of 76%. When re-audited in November, this increased to 86%. One household presented two landfill bins for collection during the pre-FOGO sample.



Graph 1: Basic breakdown of materials identified in landfill bins by weight (n=50).

1.1.1 Organic material in landfill bins

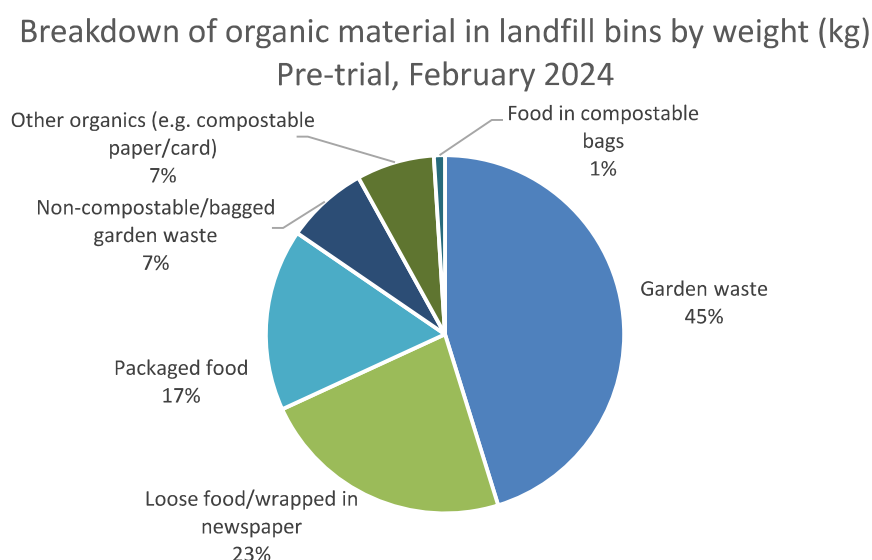
Pre-pilot, 60% of material in landfill bins was identified as appropriate for disposal in FOGO bins. 45% of this organic material was garden waste, a further 41% was food waste (loose, packaged, or in compostable bags) (Graph 2). This is a total of approximately 172kg of food organics⁴. Note that much of the 'packaged food' was considered 'uneaten' and therefore wasted, suggesting that education around food waste reduction would be beneficial.

In the November follow-up audit, organic material accounted for only 29% of material in landfill bins (Graph 3). The amount of garden waste reduced significantly, from 193kg/wk in February, to only 7kg/wk in November. The amount of food also reduced although less significantly (172kg/wk versus 68kg/wk) and packaged food replaced garden waste as the largest organic category.

Fewer compostable bags containing food were identified in landfill bin in the November audit (12.5 bags/wk) than in February (15 bags/wk).

Non-compostable garden waste included plastic-bagged garden waste (leaves etc) and plastic-bagged pet waste (would be considered compostable if presented loose or in compostable bags).

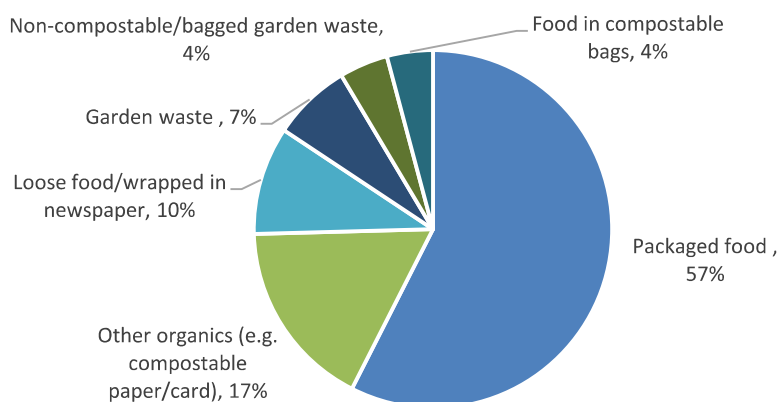
'Other organics' included mostly compostable paper (tissues, paper towel) and compostable cardboard (e.g. pizza boxes, compostable takeaway cups).



Graph 2: Breakdown of organic materials identified in the general waste bins (n=50, total of 426kg – weekly collection), February 2024

⁴ Note that plastic, glass, and metal packaging would need to be removed before food waste could be disposed of in FOGO bins.

Breakdown of organic material in landfill bins by weight (kg) During trial, November 2024



Graph 3: Breakdown of organic materials identified in the general waste bins (n=50, total of 190kg – fortnightly collection), November 2024

1.1.2 Special collection material in general waste bins

Special collection items (wastes not accepted via kerbside services) accounted for 2% of material disposed of in landfill bins in the baseline audit (Feb), and 3% in the follow-up audit (Nov). This seems like an increase in special collection items, however the 3% proportion in November is 3% of a much lighter bin. In absolute figures special collection items accounted for 13kg per week in February and only 10kg per week in November.

Vapes, batteries, e-waste, light globes, pharmaceutical syringes, and hazardous substances were all present in the baseline audit. No light globes or hazardous substances were identified in the November audit. The amount of e-waste increased by 4.5kg.

Vapes are a particular concern due to the embedded lithium batteries which can cause fires in waste collection vehicles, and at transfer and sorting facilities.

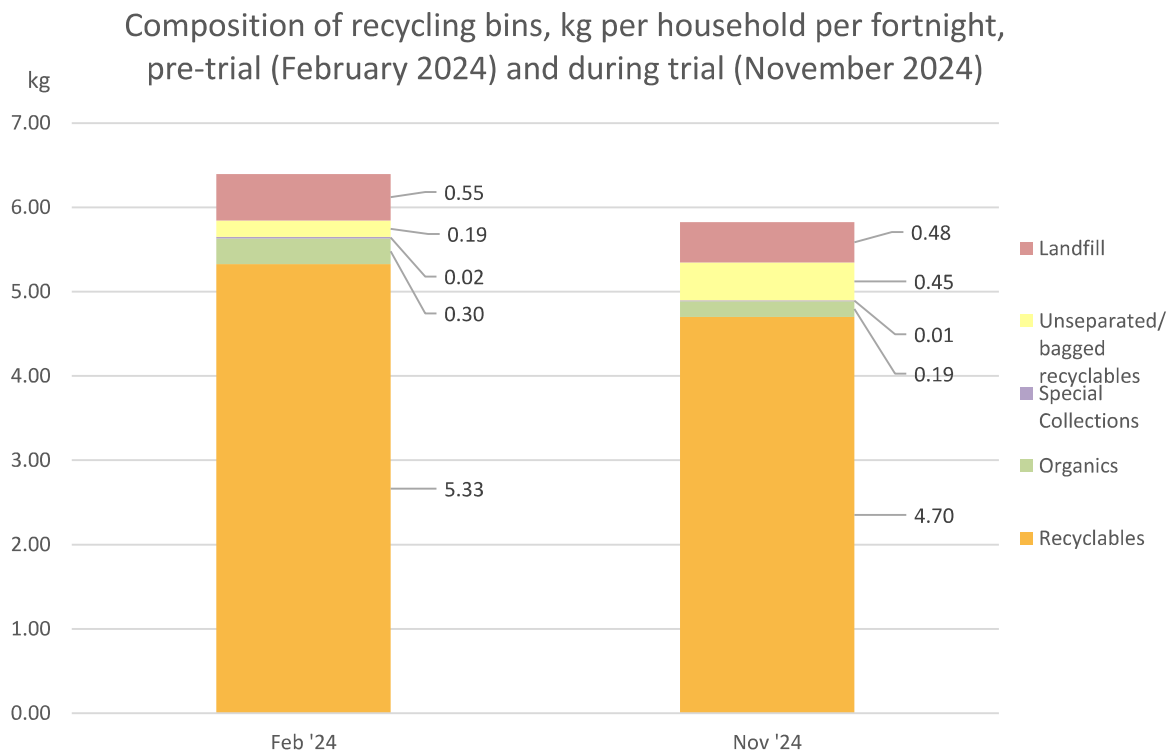
1.2 Comingled Recycling Bins

Comingled recycling bins were collected fortnightly both before and during the FOGO Pilot.

The pre-pilot recycling sample contained 320kg of material, 83% of which was appropriate for disposal in the recycling bin, the remaining 17% was considered contamination (Graph 4, Feb '24 column).

291kg of material from recycling bins were audited in the November, follow-up audit. This sample included 2% more contamination, attributed to an increase in the amount of incorrectly presented recyclables, including unseparated packaging (e.g. boxes containing plastic liners/wrappers and mixed recyclables packed into paper bags⁵ (Graph 4, Nov '24 column). If all recyclable material were correctly presented, the contamination rate would reduce to 11% (14% in the February sample).

Pre-pilot, recycling bins included in the sample had an average fill level of 70% (168L). The average fill level of recycling bins sampled during the FOGO pilot was 72% (173L).



Graph 4: Basic breakdown of materials identified in recycling bins by weight (n=50, total of 320kg), February 2024.

1.2.2 Contamination in Recycling Bins

Graphs 5 and 6 provide a breakdown of contamination in recycling bins per audit. Broken glass, landfill material⁶, and unseparated packaging were among the top four contaminants in both samples.

⁵ Much of this material was tightly packed in paper bags. While the paper bags are recyclable, using them to contain mixed recyclable materials can prevent these materials from being properly separated at the MRF. It is recommended that all recyclables are presented loose.

⁶ Includes soft plastics and other non-recyclable, non-compostable packaging.

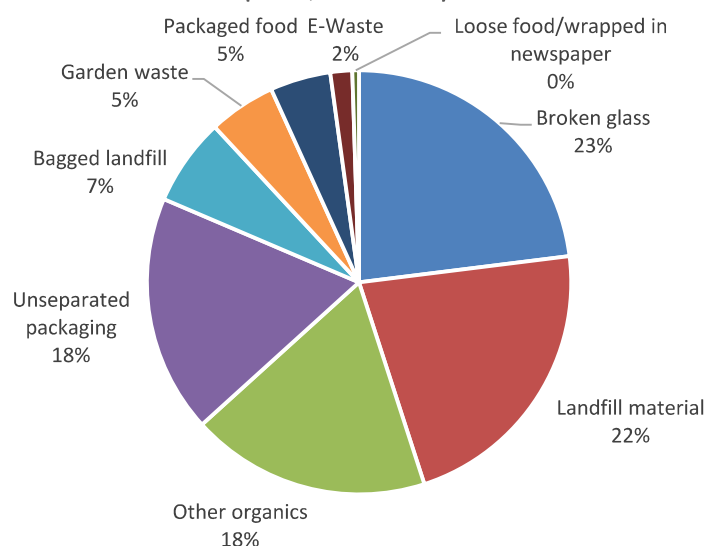
It is likely that glass fines came from whole jars and bottles that broke during the collection process. As fines, they are unlikely to be recovered and recycled into new glass items. Most can and bottle depots now accept non-CDL glass jars and bottles for recycling, which ensures a higher rate of recyclability for these items.

Unseparated packaging includes items such as cardboard boxes still containing plastic liners (in the November audit this also included a large quantity of mixed recyclables tightly packed in paper bags). Parts, or all, of these packaging items could be recycled if properly separated but are considered contamination if presented unseparated.

In both samples, 'other organics' was the most significant organic material, and included pizza boxes and compostable paper. Such material commonly causes confusion as some residents consider all paper-based items to be recyclable. Compostable wares (pizza boxes, coffee cups) and compostable paper (tissues, paper towel) are best disposed of in organics bins (where the option exists) due to contamination by food and liquid and to the lower quality of the paper fibres used. Overall, there were less organic materials found in the November audit sample than in February.

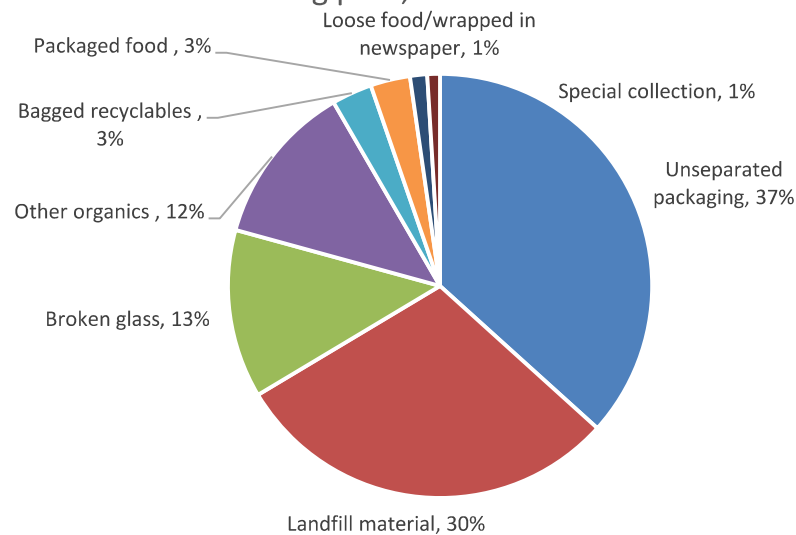
Breakdown of contaminants in recycling bins by weight (kg)

Pre-pilot, February 2024



Graph 5: Breakdown of contamination in recycling bins (n=50, total of 53kg), February 2024

Breakdown of contaminants in recycling bins by weight (kg) During pilot, November 2024



Graph 6: Breakdown of contamination in recycling bins (n=50, total of 56kg), November 2024.

While most aspects of waste are quantified by weight, it is helpful to understand waste composition by volume as there is significant volume to weight difference between many materials. As such, reducing the most significant contaminant by weight may not have a significant impact on the overall volume of contaminants in a recycling load.

In the pre-pilot audit, the greatest contaminant by volume was 'other organics', mostly compostable paper and cardboard. In the November audit, unseparated packaging was most significant.

Overall contamination in recycling by volume was 13% in February and 20% in November, the increase is expected as unseparated and bagged recyclables are more significant by volume than are broken glass and most landfill materials (the two most common contaminants in the February sample).

1.2.3 CDL Containers

A number of CDL containers continue to be disposed of via landfill bins, although this number has reduced (this reduction is even more significant considering that the February audit was conducted when weekly landfill was in place, while the November sample is representative of fortnightly landfill collection).⁷

# CDL in audit samples		
	Feb 2024	Nov 2024
Landfill	97	75
Recycling	136	193
TOTAL	233	268

Table 2: Number of CDL containers in audit samples.

⁷ Note that seasonal factors may also impact the number of CDL containers disposed of.

1.4 Green organics bins

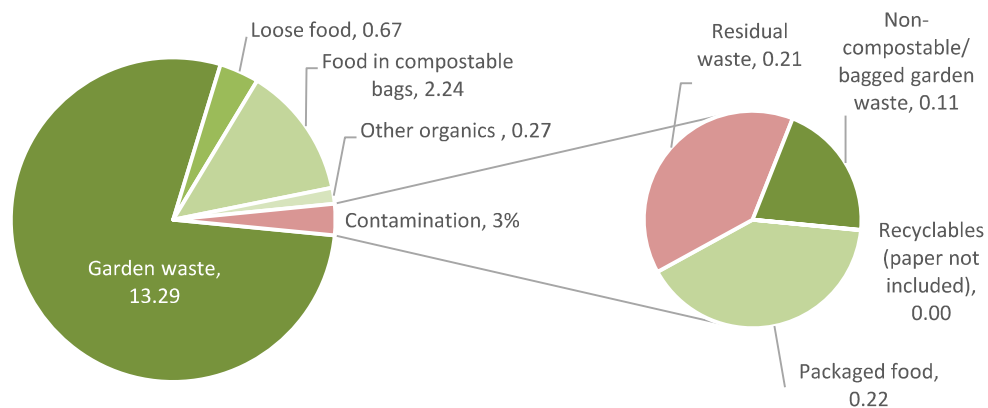
The green organics sample, collected in November 2024, contained 850kg of material, 97% of which was suitable for disposal via this stream. Contamination included packaged food and plastic bagged garden waste which would have been acceptable if appropriately presented (which would reduce contamination rate from 3.1% to only 1.2%).

Food made up a considerable portion of the sample (17%) and most was in compostable bags. Visual inspections conducted at the time of sample collection showed that at least 30% of sampled households were using compostable bags to dispose of food in green bins⁸.

Residual waste (landfill) material included plastics, whipper snipper line, and wet wipes. Some landfill material was contained in paper shopping bags.

On average, organics bins were 59% full (142L).

Composition of organics bins, kg per household per fortnight during pilot, November 2024



Graph 7: Basic breakdown of materials identified in organics bins by weight (n=50, total of 850kg), November 2024.

By volume, the contamination rate was 4%.

⁸ Compostable bags may have been present but not visible in additional bins.

1.5 Material recovery rates and diversion rates

1.5.1 Material recovery rates

Material recovery rates demonstrate the percentage of recoverable material that is successfully diverted via available collection streams (e.g. comingled recycling and green organics).

Note that recovery and diversion rates have been calculated using a combination of bin presentation rate, kg/bin, and sample composition data from both the KESAB auditing process and from Veolia waste collection data⁹. As recycling presentation rates could not be ascertained from existing Veolia data, a rate of 74% has been applied for both February and November data¹⁰.

While performance in recycling bins was seen to decrease (according to contamination rates noted in the data analysis in Section 1.2), the estimated material recovery rate of recyclable materials increased from 69% to 75% between February and November. Per week, there was 19kg less recyclable material in the November landfill sample than was found in February.

$$\text{Recycling Recovery Rate} = \frac{\text{weight of recyclable material in recycling bins (kg/fortnight)}}{\text{total weight of recyclable material in recycling and landfill bins (kg/fortnight)}} \times 100$$

The estimated material recovery rate for organics at the time of the November audit was 73%.

$$\text{Organics Recovery Rate} = \frac{\text{weight of organic material in organics bins (kg/fortnight)}}{\text{total weight of organic material in organics and landfill bins (kg/fortnight)}} \times 100$$

1.5.2 Diversion rates

The effective diversion rate demonstrates the amount of overall material disposed of via kerbside services that is successfully diverted via either comingled recycling or green organics bins. It takes into consideration contamination levels in comingled and organics streams.

In February 2024, residents only had access to comingled recycling as an alternative to landfill; as such, large amounts of organic material were found in landfill bins and the estimated effective diversion rate was only 16%. In November, with the addition of the FOGO service, the effective diversion rate was seen to increase to 53%.

$$\text{Effective Diversion Rate} = \frac{\text{total weight of correct material in recycling and organics bins (kg/fortnight)}}{\text{total weight of material in all three bins (kg/fortnight)}} \times 100$$

⁹ Note that this provides an indication only of what is occurring across the pilot area, as the KESAB audit sample contained material from 50 houses only. The analysis does not consider any trends or seasonal variance in the months between February and November.

¹⁰ This figure is drawn from the recycling bin presentation rate noted during the November 2024 audit sample collection. Note that validity of this figure is impacted by several factors, including the fact that sample collection may have occurred earlier than is usual for the area, resulting in a lower recording of presentation rate. Presentation rates were not available from Veolia. Presentation rates for organics and landfill streams are calculated from data provided by Veolia (as this data was collected from an area with a known number of households). A presentation rate of 52% was recorded during the February recycling sample collection but this is considered to be significantly lower than average/expected and is thus treated as an anomaly.

2. Audit Results - Public bins (foreshore)

In November 2024, an audit of material from 14 public space landfill bins located along the foreshore was also conducted. Material was collected on the morning of Tuesday 26th November.

Currently, only landfill bins are available for public use. Considering the progressive bans of single-use plastics as part of the *Single-use and Other Plastic Products (Waste Avoidance) Act 2020*, it is timely to consider whether additional/alternative collection streams would be appropriate for public use in areas where significant amounts of food are purchased and consumed in (now) compostable wares.

The quantity of material in each bin, and overall, is not reported on as these bins are typically collected at varying times and with varying frequencies. Note that this data provides a snapshot only of waste disposed of in these bins and does not represent a specific timeframe or account for seasonal or daily variance in bin use.

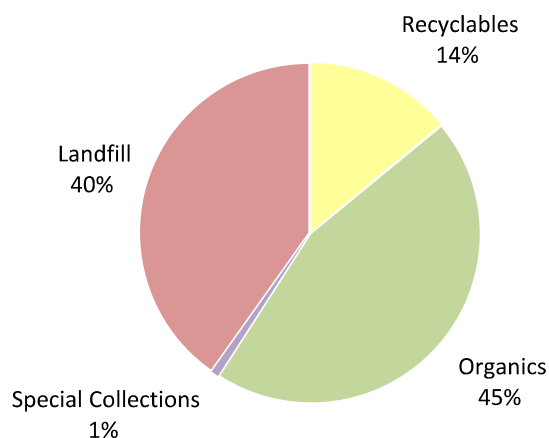
The data collected indicates that 40% of material in bins was landfill material. This included soft plastics, some bagged material, and non-compostable takeaway packaging.

Organic material accounted for 45% of waste audited with the most significant categories noted as packaged food (15% of total material), compostable paper and wares (11% of total), and pet waste in compostable bags (close to 10%).

14% of the sample was recyclable. 19% of recyclables were CDL containers, other materials included hard plastic packaging from barbecue foods and cardboard ice cream boxes. Recyclables disposed of in public spaces are often not considered clean enough for comingled recycling due to the lack of washing facilities and a reduced chance of individuals considering the need to rinse and dry recyclables before disposal. Collection of CDL containers can be a viable option in some spaces.

1% of the sample was categorised as 'special collection' items. This included a battery, a propane gas canister, and a clock.

Composition of public space landfill bins by weight (kg)
November 2024



Graph 8: Composition of public space landfill bins (foreshore) by weight (kg) - November 2024

3. Recommendations

Recovery of Recyclable Materials

- Remind residents to place all recyclables (e.g. cardboard, office paper, steel food cans, glass jars/bottles, and PET/polypropylene plastic) into the yellow-lidded recycling bin.
- Ensure residents understand that items do not have to be completely free of food residue to be acceptable for recycling but must be mostly clean and dry.
- Encourage residents to separate CDL containers for deposit collections or place into recycling bins rather than general waste. Other (non-CDL) glass bottles and jars can also be taken to local can and bottles depots, ensuring more effective recycling. All containers must be clean and dry and with lids removed.
- Emphasise what CANNOT go into recycling, not just what can be recycled – particularly compostable packaging and paper (pizza boxes, tissues, paper towel, low-grade paper), textiles, and soft plastics.
- Educate residents about the need for recyclables to be presented loose (not in plastic or paper bags¹¹). Packaging with multiple material parts should be separated (e.g. the plastic liner from a cereal box) and each material disposed of in the respective correct bins.
- Discourage residents from using the comingled recycling bin as an overflow for their landfill bin. This could be achieved with input from waste contractor collection observations.

Recovery of Organic Materials

- Ensure residents in the pilot area understand ALL organic material (including all food, tissues and compostable packaging such as pizza boxes, compostable coffee cups and compostable produce bags) should go into the green bin.
- Ensure there is clear messaging around 'compostable vs biodegradable'.
- Encourage residents to reduce uneaten food waste through better storage and adjusted shopping habits. To dispose of food in the green organics bin, all non-compostable packaging must be removed.
- Educate residents regarding contamination from treated materials (timber) and inert materials such as bricks, rocks, concrete.
- Educate about effective use kitchen caddies and compostable liners and other methods for reducing smells in the green organics bin (e.g. layering food and pet waste with garden material such as lawn clipping and leaves or with shredded paper).
- Encourage local businesses to use fully compostable packaging.

Recovery of Special Collection Materials

- Encourage residents to take e-waste to the Resource Recovery Station. All e-waste is banned from direct disposal in landfill, as detailed in the *Environment Protection (Waste to Resources) Policy 2010*. Residents can be fined for disposing of electronic, or other hazardous wastes, via landfill bins.¹² Such items are not accepted for recycling via kerbside recycling bins and must be disposed of at special collection points.

¹¹ Paper and cardboard can be collected in paper bags, but mixed recyclable should not be bagged together.

¹² For more information, see: https://www.epa.sa.gov.au/articles/2013/09/24/new_landfill_bans_and_recycling_options

Education and Support Programs

Face-to-face education, such as doorstepping, community workshops and school education programs, is one of the best ways of engaging the community in real behaviour change.

- Doorstepping programs and presence at community events are opportunities for residents to ask recycling and waste management questions and are particularly helpful for engaging shorter-term residents and those with English as an additional language.
- To support a reduction in overall waste generation, consider education campaigns around avoidance as well as recycling and composting. For instance, promoting cloth nappy libraries and reducing packaging through the use of reusable produce bags.

Other Support programs/materials include:

- Providing additional material about bin use and waste management with the yearly collection calendar.
- Bin stickers reminding residents of what can (and cannot) go in each bin.
- Relevant social media content that supports face-to-face messaging delivered to the community.

A combination of face-to-face education and other support programs will ensure that a diverse range of Council residents has access to the information and services they require to make informed decisions regarding waste disposal.

APPENDIX A – Audit Methodology

i. General

The methodology for the kerbside waste audit was based on Zero Waste SA's (now Green Industries SA) Guide to Kerbside Performance Reporting (with reduced categories) and guidance from City of Port Lincoln.

The objective was to collect landfill and comingled recycling samples from the same 50 households where possible. The sample was collected from the Monday collection area, which is where the FOGO pilot is to take place. Kerbside bin collections currently include weekly landfill services and fortnightly recycling services. During the pilot (beginning March), households within the pilot area will have fortnightly collections of landfill, comingled recycling, and FOGO bins.

The households for inclusion in the audit sample were randomly selected using a list of serviced tenements and a random number generator. For data comparison purposes, auditors aimed to collect from the same households for both pre-pilot and during pilot audits.

One auditor travelled with the collection vehicle and recorded:

- the number of bins presented from the targeted sample
- the percentage full of all bins selected for collection (estimate only)
- any visible contamination.

When a pair of bins was not able to be collected for sampling, bins were collected from an alternative household in the sample area and the change of address noted on the spreadsheet.

ii. Data Collection

The physical bin audits were conducted at the Resource Recovery Centre.

Material from sample loads was manually sorted into categories determined via consultation between KESAB and Council.

Net weights and estimated volumes for each category were recorded manually and subsequently entered into an Excel spreadsheet. All volumes are estimates consistently recorded in vessels of known volume and allowing for some compaction of film plastics and compostable paper.

A full break-down of all residual waste and recyclables audit data (by both weight and volume) is included at Appendix B.

iii. Physical Audit Process

- A lead auditor with a current first aid certificate was on site at all times to ensure a safe working environment. Any hazardous materials were removed.
- Overall, two experienced auditors undertook the audit, and all signed off on relevant WHS requirements for safe task conduct and lifting.
- Personal protective equipment was worn at all times on the audit site, and included high visibility vest, safety glasses, gloves, P2 masks and safety boots.
- Audit materials were tipped onto a tarpaulin – bagged materials were transferred to a sorting table for sorting with tongs into the listed categories.
- Sorted materials were weighed by category and a volume estimate made – both recorded.
- Photos were taken – trends and observations noted.

APPENDIX B – Definitions

Bagged material: Any material contained in a plastic bag.

Broken glass: Recyclable glass pieces > 20mm and able to be recovered at the MRF.

CDL: Container Deposit Legislation to give drink containers a value of 10 cents.

Contaminant: Material not accepted in the particular kerbside bin stream.

Compostable paper: Low quality paper better suited for composting rather than recycling, including tissue, paper towel, serviettes and food soiled paper bags.

Compostable wares: Packaging (mostly food packaging) which is best suited for composting, including pizza boxes, cardboard clamshells, PLA certified compostable items, bamboo cutlery, compostable produce bags.

E-waste: Anything with a battery or cord that can be collected separately for electronics recycling.

FOGO: Food Organics Green Organics (when both food and garden organics are in the kerbside green bins, collected up by council provided service)

Food packaging: Non-recyclable or non-compostable food and beverage packaging.

Glass fines: Fine broken glass <20mm and too small to be recovered at the Materials Recovery Facility. Glass fines, due to the small size, are mostly contained in the 'Sweepings' category.

GISA: Green Industries South Australia

kg/hh/wk: The average kilograms generated per household per week (**ftnight = per fortnight**).

L/hh/wk: The average litres generated per household per week (**ftnight = per fortnight**).

LBP: Liquid Paperboard – the material used to make cartons for liquids such as milk, juice, soup etc.

Material Categories: The individual groups of materials as described in the Zero Waste SA Audit Guidelines, and also includes additional categories added by KESAB.

MRF: Materials Recovery Facility where recyclables are processed.

MUD: Multi-unit Dwelling (e.g. apartment buildings)

Organics: Garden organics such as small prunings, cuttings, branches, lawn clippings, leaves, weeds and cut flowers.

'Other' materials: Unusual materials which do not fit a category and cannot be recycled or composted.

Percentage by weight: Calculation of the category's percentage of a larger aggregation determined on a weight basis and shown in tables, graphs and charts as % (kg).

Percentage by volume: Calculation of the category's percentage of a larger aggregation determined on a volume basis and shown in tables, graphs and charts as % (litres).

Recyclables: Materials able to be collected through the kerbside recyclables bin system for reprocessing.

Residue: The remaining unsorted material that is too small and contaminated to sort into an alternative category and by definition is included as landfill waste.

Reusable items: Items which are in good enough condition to have been donated to charity stores or reused.

Soft plastic: clean soft plastics considered suitable for recycling at local supermarket collections.

Special collections: Materials that can be recovered for recycling or reuse through collections outside of the kerbside bin system - clean film plastic, E-waste, light globes and reusable textiles.

SUD: Single-unit Dwelling (e.g. stand-alone houses)

Take the Pledge: A behaviour change social marketing-based campaign which has been run in the City of Unley since 2016 to encourage residents to commit to 'Recycle Everything I Can' and 'Put All Food Scraps in the Organics Bin'.

Treated timber: Laminated, treated or painted wood not suitable for processing in an organics stream – landfill only

Unseparated packaging: Packaging which could have been effectively recycled if separated, but was placed in the recycling bin still combined – e.g. cereal boxes with the plastic liner still inside.

ZWSA: Zero Waste South Australia.



Appendix 3: Visual Audit Reports

Visual Audit 1 – 3 March 2024

The hard work and long hours everybody put into preparing the FOGO Pilot have certainly paid off: the first collection day went very smoothly and the good results are testimony for getting the messaging right with our 'pilot community' (well, *most* of them)

Congratulations and well done to all involved!

In my view it is really important to share the good results with the community via Council's usual comms channels and it is equally important to keep this engagement going... today as only day one of a 12 month process!

The presentation rate was good- Seb already did the stats and it was really great to see a good mix of FOGO and General Waste bins in the streets:

In one bin cluster, I checked the fill level and content of both General Waste bins and FOGO bins and the results were great (*but* to note that today we still had the General Waste collected weekly; from hereon in, fortnightly kicks in and this might impact on the fill level of the red bin).

Example: Content of General Waste bins in this cluster of bins:



Example: Content of FOGO Bins in the same bin cluster



This 'comms piece' could also include some 'handy hints':

- The FOGO bins can be used for *garden organics and food organics* (some bins only contained food bagged in kitchen caddy bags- as per photo above;
- No use of non-compostable plastic bags
- Any cardboard must be free of plastic tape
- Strictly no wooden furniture pieces

Some suggested follow up actions for Council:

- Ensure that all pilot households have a recycling bin; for the change to fortnightly collections its is important that people have the correct amount of bin space available, otherwise the system won't work
- Example from block of units:
 - o General Waste Bins are overflowing
 - o Apparently these units don't have recycling bins
 - o No FOGO bins in use
 - o In this configuration FTN collections won't work a/o lead to complaints



- Prepare for/ collect data for a door stepping program, suggest towards Oct/ Nov

- Use the opportunity to praise good results
- Address households that struggle to implement the system
- Examples from today were:
 - Household 1: FOGO bin was stacked cardboard only/ whilst cardboard is ok, if 400 households would use FOGO bins for cardboard only, we would have a second recycling collection/
 - Household 2: used large plastic bags
 - Household 3: had general waste in FOGO bin
 - Household 4: used large plastic bags
 - Household 5: large, full rubbish bag in FOGO bin
 - Household 6: full rubbish bag in FOGO bin
 - Household 7 (apartments): FOGO bin was stacked cardboard only

Very first results:

The first load was beyond expectations in terms of low levels of contamination - less than 1 x MGB (9kg) of contaminants out of 252 MGBs (4.5t), so roughly 0.2% by weight or 0.4% by volume – not a bad effort by the residents!



City Of Port Lincoln – FOGO Collection 29 April 2024 - summary of observations and recommendations

Fast facts:

- Collection of FOGO bins in the Pilot area on 29 April 24
- Collection time: 6.00am to 8.50am; Veolia driver Shane/Marina attended FOGO collection round;
- 264 bins collected;
 - o Whilst this is in keeping with presentation rates from previous collections, driver advised that bin numbers appear to be generally lower during/ immediately after school holidays;
- Picking time: 9.30am- 12.00pm: Brenton and Marina - picking contamination with mini excavator, picks and rake;
- 4.39t collected;
- 40kg of contamination* removed;

Collection

- The designated FOGO collection run took place in the Pilot area and the process went very smoothly; bins were presented kerbside for collection, residents appeared to be across the collection schedule and there were no last minutes run-outs with bins;
- The presentation rate was generally good, including in multi-dwelling locations



- Noteworthy that the FOGO bin in Washington Street (one way street) was presented for collection on the wrong side of the road:
 - o If the driver was by himself, this bin could not have been collected due to safety concerns;
 - o On the day and with a second person on board, we decided to stop the truck and bring the bin around for collection; whilst this was in progress, an impatient member of the public decided to overtake the stationary truck on the left-hand side (side of the bin lift); as we saw it coming, the situation was safely managed; however, if the driver would have been by himself, a stop & collect would not have been an option in that location;



- We also looked at the potential pick up locations for library bins and if the library should decide to participate in the FOGO pilot, this will need to be carefully managed too to avoid a stop & go scenario on a main road;
- There were numerous examples of the red bin not being used properly; two examples:



Recyclables in overflowing red bin
Bedding / doona in red bin



- We identified another important issue which is the use of bin liners:



- The driver advised that bin liners are in use that they come out with the load eventually and that they are a big nuisance and hinderance when 240l bin liners are being used in the smaller 140l bins;
- To note that in our case, the liner stayed in the bin; however, this is not anything the driver can control and if the liner comes out with the load, in the case of FOGO and Recyclables, the liner would be contamination;

Unloading



The load was tipped in the designated FOGO area and spread for picking;



Picking Contamination*:

In removing contamination, we applied the following process:

- Large quantities of wrapped food were tipped out of their bags and only the bags were accounted for as contamination;
- Food removed included a full bag of potatoes and a full bag of carrots (both straight from the grocery store) and if we had not done this, approx. another 5kg would have been added as contamination;



- A large pot plant was dumped still in the broken pot; the plant was removed from the pot and only the pot was accounted for as contamination;) and if we had not done this, approx. another 10kg would have been added as contamination;



- Other contamination: except for two small alarm clocks and a broomstick, most of the contamination was related to food and/ or gardening:
 - o Non- compostable plastic bags in all shapes and sizes:
 - Used for wrapping foodwaste



- Used for wrapping garden waste and even garden soil (3 bags full!!)



- A variety of food containers, e.g. margarine pots, coffee pods and tins;
- A number of bags with what appeared to be kitchen rubbish;



- Noteworthy that a variety of large plastic bags were used which were actually labelled 'compostable' (light green, dark green and white); when identified, they were placed back in the heap;

Suggestions for feedback and communication:**Overall:**

- Credit to Council, the Pilot residents and Veolia as the service provider: the process works very smoothly, all involved are clear about the process and the collection schedule; the presentation rate is good (even in multi-dwelling areas) and there are no obvious issues with the use of bins, they are presented correctly and accessible and are not overfilled;
- I have no visibility about customer service enquiries and/ or complaints; it would be a good if we could run some stats over this to see if those records match the field observations;
- ✓ All up, suggest to share positive feedback and encouragement with the Pilot community;

The finer detail:

- Some bins (approx. 10) contained small numbers of kitchen caddy bags only;
- The main contamination comes from non-compostable wrapping and packaging;
 - Suggest to reiterate that:
 - The FOGO bin can be used for Garden Organics and Food Organics;
 - Only use compostable bags, consider using old newspaper for wrapping or place items loose in the FOGO bin;
 - Remove food from jars, tins, foil and non-compostable plastic wrapping; the food component can go in the FOGO bin; tins and jars can go in the recycling bin;
 - Remove pot plants from pots; the plant can go in the FOGO bin and pots can go in the recycling bin;
- Some bins contained bags with general kitchen garbage;
- Some items such as alarm clocks or a broken broomstick cannot go in the FOGO bin;
 - Suggest to reiterate to correct use of bins and offer consultation if people struggle with the fortnightly collection of general waste and offer solutions (e.g. an extra free red bin for the duration of the Pilot);
- The Library/ TAFE complex and the Double Corner Store don't seem to participate in the Pilot;
 - Suggest to follow up with both with a lot of encouragement to participate; both entities have the great potential to engage with the community and set positive examples; it would be great if we could get them involved plus their needs would be different to a residential property and getting their feedback early, will greatly assist to get it right further down the track;

Then bigger picture beyond the Pilot area

- Both the KESAB audit and recent field observations show ongoing issues with the correct use of the two-bin system – red bin and recycling bin;
- It would be timely to include additional education/ information about the correct use of the kerbside system, including of linking to GISA's 'Which Bin' campaign;
- Further, CDS depots for 10ct items are a great option to reduce the load on the kerbside system and put money back in people's pockets; at the same time, we could also encourage drop off options for non-CDS containers at those depots;
- And last but not least: the use of MBG liners should be discouraged;

2 May 2024

City Of Port Lincoln – FOGO Collection 16 Sep 2024 - summary of observations and recommendations

Fast facts:

- Collection of FOGO bins in the Pilot area on 16 Sep 24;
- Visual audit on and off collection vehicle;
- Collection time: 6.00am to 8.50am; Veolia driver Shane and Marina attended FOGO collection round from 6.00-7.45am; at this stage, 148 FOGO bins had been collected;
- Sebastian and Marina (on foot) undertook a visual bin audit of general waste bins and FOGO bins (28 properties) ahead of kerbside collection; refer to the **attachment: Summary of field observations**;

Results for the collection round:

- 244 bins collected;
- 5.25t collected;
- 14kg of contamination removed;

Observations – Kerbside Collection

- The designated FOGO collection run in the Pilot area went like clock-work; bins were presented kerbside for collection, residents appeared to be across the correct collection schedule and in regards to schedule issues, there were only three matters to note:
 - o One last minutes run-out with the FOGO bin;
 - o Two co-located properties had the yellow bin out instead red bin and FOGO bin;
 - o At another property, the FOGO bin was on the property and full (material sticking out) but was not presented at the kerb for collection;
- The presentation rate was generally good, including in multi-dwelling locations;



Additional observations – room for improvement

Red bin full of garden waste but
no FOGO bin used at this property



Red bin overflowing but no FOGO bin used



Additional observations:

- Both bins used and both are overflowing
- Would be interesting to get feedback/
perhaps large family doing all they
can a/o not use yellow bin



- Both bins are used and red bin at capacity or
overflowing
- Would be interesting to see if yellow is being
used



Observations - Unloading FOGO at the RRC



Contamination included a plastic bottle and plastic food tray (in Drakes paper bag); a spray can and a plastic garbage bag with content (note: paper and cardboard in small quantities is suitable for the FOGO bin)



Contamination included a nappy, McDonald cup, screw driver, roles of unused gladwrap, small plastic items such as bottle tops and unused filler




Veolia staffed confirmed that plastic bags, plant pots and a range of items that could go in the recycling bin, are common contaminations

Other issues observed in regards to kerbside collections in general (not specific to FOGO pilot):

Access to bins blocked by cars
(regular occurrence at this location)



Bins placed under trees



The driver needs to get out and move bins in both scenarios and I have been advised that sticking bins or speaking with the resident does not necessarily result in improvements.

Suggestions for feedback and communication:

Overall:

- As per previous report: credit to Council, the Pilot residents and Veolia as the service provider: the process works very smoothly, all involved are clear about the process and the collection schedule; the presentation rate is good (even in multi-dwelling areas) and there are no obvious issues with the use of bins, they are presented correctly and, in most cases, they are accessible and not overfilled;
- As per previous recommendation: run some stats over Council's feedback and complaints register and compare those records with field observations;
 - ✓ All up, suggest to share positive feedback and encouragement with the Pilot community;

The finer detail:

- Some bins contained small numbers of kitchen caddy bags only;
- Key sources of contamination are non-compostable containers & packaging, plastic bags and items that should go either in the red or the yellow bin;
 - ✓ Suggest to reiterate that:
 - The FOGO bin can be used for Garden Organics and Food Organics;
 - Only use compostable bags, consider using old newspaper for wrapping or place items loose in the FOGO bin;
 - Remove food from jars, tins, foil and non-compostable plastic wrapping; the food

- component can go in the FOGO bin; tins and jars can go in the recycling bin;
- Remove pot plants from pots; the plant can go in the FOGO bin and pots can go in the recycling bin;
- Reiterate to correct use of the three-bin system; and
- Offer consultation and customised solutions to people who struggle with the fortnightly collection of general waste (e.g. an extra free red bin for the duration of the Pilot or an additional yellow bin);

Then bigger picture beyond the Pilot area

- Yellow bins are a critical element of a well-performing kerbside collections system; from the Pilot area we have learnt that there is a number of households without a yellow bin; it is now timely to draft the roadmap ahead and increase the participation in recycling, which is of particular importance for a potential council-wide roll-out of FOGO services;
- As per previous advice, include additional education/ information about the correct use of the kerbside system, including of linking to GISA's 'Which Bin' campaign;
- Encourage the use of other systems, in particular CDS (Container Deposit Scheme) depots for 10ct items as a great option to reduce the load on the kerbside system and put money back in people's pockets; at the same time, we could also encourage drop off options for non-CDS containers at those depots;

Attachment: Field observations

Field observations 16 Sep 24							
Limitations:							
All observations are based in visual inspections							
Fill levels have been estimated							
Bin content has been evaluated based on visual inspection							
Bin content has not been audited							
Bins have been inspected ahead of the kerbside collection							
	FOGO Bin			Red Bin			Comments
	Presented	Correct use	Fill level (%)	Presented	Correct use	Fill level (%)	
1	Y	Y	30	Y	Y	50	
2	Y	Y	90	Y	Y	90	
3	Y	Y	80	Y	Y	100	
4	Y	Y	80	N			
5	N			Y	Y	100	FOGO bin was full/ on property
6	N			Y	Y	70	
7	Y	Y	10	Y	Y	70	FO only/caddy bags
8	N			Y	N	100	Greenwaste in red bin (No 001028) & no FOGO bin used
9	Y	Y	80	Y	Y	50	
10	N			Y	N	120	Red bin overflowing
11	Y	Y	10	Y	Y	100	MUD; only FO/ no GO
12	Y	Y	10	Y	Y	80	MUD; only FO/ no GO
13	N			Y	Y	70	MUD
14	N			Y	Y	80	MUD
15	Y	Y	80	Y	Y	80	
16	Y	Y	70	Y	Y	100	
17	Y	Y	50	Y	Y	100	
18	Y	Y	50	Y	Y	70	
19	Y	Y	70	Y	Y	50	
20	Y	Y	80	Y	Y	30	
21	Y	Y	40	Y	Y	90	
22	Y	Y	40	Y	Y	50	
23	Y	Y	70	Y	Y	50	
24	Y	Y	10	Y	Y	100	Only FO; no GO
25	Y	Y	10	Y	Y	90	
26	Y	Y	100	Y	N	120	Hardwaste in red bin
27	Y	Y	10	Y	Y	100	
28	Y	Y	80	Y	Y	80	

18 Sep 2024

Appendix 4: Primary Communication Material





FOGO = FOOD ORGANICS GARDEN ORGANICS

FOGO-A-GOGO! HELP US 'GO GREEN IN LINCOLN'

Your bin collection service is changing soon to help divert food and garden waste away from landfill.



Dear Householder,

In support of Council's commitment to responsible waste management, it's my pleasure to introduce you to our "FOGO" pilot program.

Your household is one of 400 in Port Lincoln selected to take part in the 12-month pilot program starting on 4 March 2024, aimed at diverting food and organic waste away from landfill.

Results from the City of Port Lincoln kerbside audit in 2017 show that food and garden organic waste made up over half (59%) of all household waste placed in the red bin. This equates to around 7.4kg per household, every week. We think there is room to improve, and this pilot program is about supporting people to make the necessary changes at home.

The FOGO pilot introduces a small area of Port Lincoln to the widely adopted '**three bin system**' consisting of fortnightly collection of:

One week

Green lid fogo bin (food and garden organics) and Red lid landfill bin

The next week

Yellow lid commingled recycling bin



WEEK 1

RED WASTE BIN

GREEN FOGO BIN

Collected on the same day.



WEEK 2

YELLOW RECYCLING BIN

Recycle bins currently with dark green lids will be upgraded to a yellow lid.

12 MONTH PILOT

4 March 2024 to 24 February 2025



Government
of South Australia
Green Industries SA



Introducing the new 240L FOGO Bin and a 7L kitchen benchtop caddy provides an opportunity to divert FOGO away from your 140L red landfill bin.

During the pilot we encourage you to embrace your new FOGO bin for all your food and garden waste, this will help decrease the amount of organic waste going to landfill and help tackle climate change.

To help you transition to the pilot service we are providing support in the form of:

- Information Booklet delivered with your new bins and compostable liner bags in February 2024
- Flexible options for households with exceptional circumstances
- Educational materials and further details of the pilot program on Council's Engagement Hub (via QR code below)
- Subsidised home compost bins available for participants



Collection day notifications available via the free My Local Services App.



WORKSHOP WITH ABC'S SOPHIE THOMSON

For support with the transition to the pilot service come to a FREE Education Workshop with ABC Gardening Australia's Sophie Thomson Sat 10th Feb 2024. Register to attend using the QR Code below.

WIN A COMPOST TUMBLER!

To encourage as many people as possible to take an active part in supporting the pilot we are offering the chance to win one of three Maze 245L Dual Compost Tumblers valued at \$270! Simply scan the QR code or follow the link below to our Engagement Hub and complete the short survey about waste in your household for your chance to win!



Establishing this as a permanent service in Port Lincoln will see the contents of your FOGO bin converted into valuable compost, improving soil health, reducing water used for irrigation, and supporting local jobs.

Together we can lessen pressure on our environment, help shape the future direction of council services, and reduce waste disposal costs – all of which will directly benefit you, our residents.

To find out more information about this pilot, go to yoursay.portlincoln.sa.gov.au/FOGO

Thank you for your support and participation,

Diana Mislov
Mayor City of Port Lincoln






Landfill is expensive and bad for the environment. With your new 240L green-lid 'FOGO' bin and kitchen caddy for your benchtop, you can divert food and garden organic waste from your red-lid landfill bin into your new FOGO bin.

FOGO-A-GOGO!

CONGRATULATIONS! Yours is one of 400 Port Lincoln households selected to take part in a 12-month pilot starting March 2024, aimed at diverting FOGO (Food Organics Garden Organics) from landfill. Your recycling bin will also be updated with a yellow lid in line with Australian Standards.

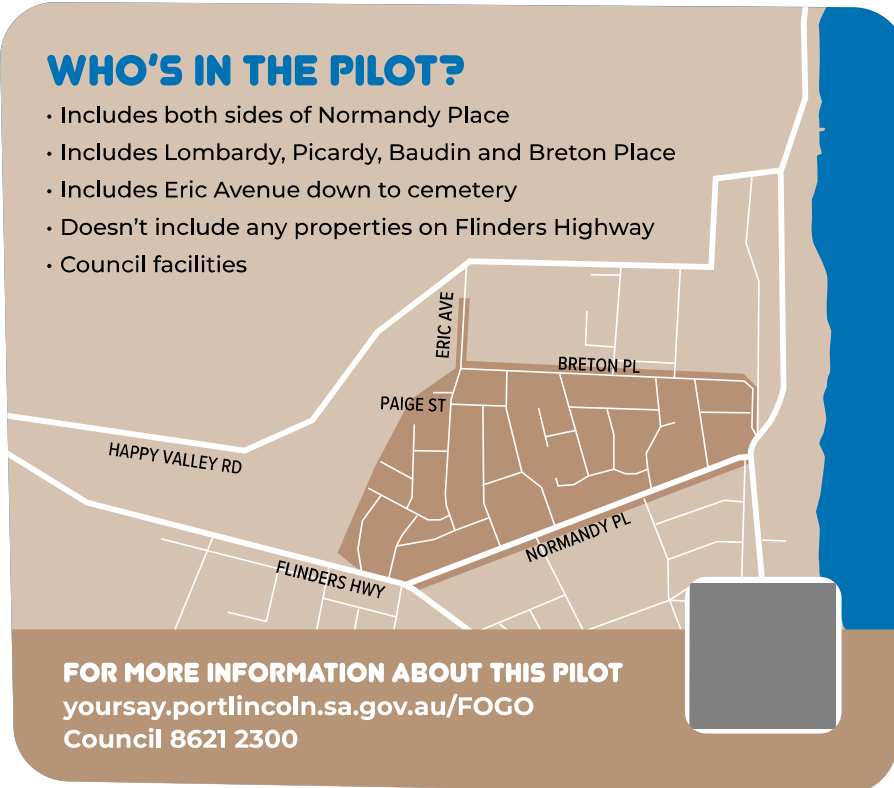
SO, WHAT IS CHANGING?



- Houses will receive a new green lid 240L Food Organics Garden Organics (FOGO) bin, a countertop kitchen caddy and a roll of compostable liner bags for food scraps. The new FOGO bin will be collected **fortnightly**.
- Red lid waste bins will move to **fortnightly** collection, picked up with the FOGO bin.
- Recycle bins with dark green lids will be upgraded to a yellow lid. Recycle bins will remain on a **fortnightly** collection.

WHO'S IN THE PILOT?

- Includes both sides of Normandy Place
- Includes Lombardy, Picardy, Baudin and Breton Place
- Includes Eric Avenue down to cemetery
- Doesn't include any properties on Flinders Highway
- Council facilities



WHAT IS CURRENTLY IN LANDFILL BINS?

- 59% food and garden organics** (should go in your green FOGO bin)
- 10% recyclables** (should go in your yellow recycle bin)
- 31% landfill**

YOU CAN MAKE A DIFFERENCE

Did you know...?

The average Australian household throws out the weight of an adult in food waste each year costing around \$30 a week or \$1,500 a year *

Results from the 2017 Port Lincoln bin audit show that more than half (59%) of what we put in our red bins is food and garden organics.

This means much of Port Lincoln's organic waste is currently going to landfill where it is left to emit methane, contributing directly to climate change.

This organic waste can instead be recovered to produce valuable compost, and in the process significantly reducing how much we send to landfill.

*Source: Waste Management and Resource Recovery Association (WMRR)

WIN A COMPOST TUMBLER!

We are offering participating residents the chance to win one of three Maze 245L Dual Compost Tumblers valued at \$270! For your chance to win, simply scan the QR code left to visit our Engagement Hub and complete the short survey about waste in your household.



REPLACEMENT ROLLS OF COMPOSTABLE BAGS

The roll of 75 compostable bags delivered with the kitchen caddy should last most households approximately 6 months.

From August 2024, residents can collect one free roll of compostable bags from Council offices Level 1, Civic Centre, 60 Tasman Terrace, Port Lincoln.

Rolls will be available for purchase at a discounted price if you need extra rolls. These bags are also provided for free in some supermarket fruit and veg sections.



USING YOUR KITCHEN CADDY

It's easy to collect food scraps



Line the caddy with a compostable bag. Bags must be labelled Compostable AS 4736 or AS 5810.



You can line your kitchen caddy with newspaper if you run out of bags.



After 2-3 days, or when the caddy is full, place the collected foodscraps in your green FOGO bin.

USING YOUR FOGO BIN

- If placing food directly into FOGO bin, wrap in newspaper, kitchen towel or tissue
- Store FOGO bin in shade where possible
- Layer food waste with garden waste materials such as dried grass clippings and leaves
- Shredded newspaper or pizza boxes will help to absorb smells and moisture
- Store seafood, meat scraps and dairy in the freezer until the night before collection to avoid unpleasant smells.

HOW DO I KNOW IF PACKAGING IS COMPOSTABLE?

Certified compostable products are marked with these logos.



AS 4736 – this certifies the material can be composted through your green bin at a commercial compost facility



AS 5810 - this certifies the material can be composted in your home compost bin.

Biodegradable packaging is **not compostable**, it still contains plastic. Always check each item of packaging as not all suppliers use compostable materials

WHAT HAPPENS NEXT?

When rolled out to the whole of Port Lincoln, FOGO materials will be composted and re-used locally.



WHICH BIN? THE GREEN FOGO BIN



Bread pasta
and rice



Vegetable and
fruit peelings



Dairy products,
cheese and
yoghurt



Cooked or raw
food scraps



Tea bags and
coffee grounds



Meat, seafood
and bones



Egg shells
and oyster shells



Pet waste



Flowers, garden
and lawn
clippings, leaves
and weeds



Tissues, paper
towel and small
quantities
shredded paper



Certified
compostable
bags and food
packaging



Compostable
takeaway
food containers

NEVER IN THE GREEN FOGO BIN



NO plastic
bags or
wrapping



NO plastic
packaged
food



NO clothing
footwear or
textiles



NO plastic
containers
or bottles



NO building
materials or
general waste



NO nappies
or hygiene
products

QUICK BIN REFERENCE GUIDE

For information on items which don't go in any bin visit WHICHBIN.COM.AU

YELLOW RECYCLING BIN



Paper and
cardboard



Rigid plastic
containers



Juice and milk
cartons



Tins
and cans



Glass bottles
and jars



Aluminium foil
and trays



Aerosols
(empty)



NO polystyrene
foam



NO clothing,
footwear or
textiles



NO plastic bags
or wrapping



NO building
materials, dirt
or rocks



NO broken
crockery or
glassware

RED WASTE BIN



Soft plastics



Polystyrene foam



Clothing, footwear
and textiles



Single use
nappies




Broken crockery
and glassware



Ropes
and hoses



NO cooking
or motor oil



NO liquid
paint



NO tyres



NO e-waste
or batteries



NO building
materials, dirt
or rocks



NO chemicals
or poisons

MONDAY PILOT AREA COLLECTION CALENDAR



Collection day
notifications
available via the
free My Local
Services App.



MARCH 2024

M	T	W	T	F	S	S
				1	2	3
4	5	6	7	8	9	10
11	12	13	14	15	16	17
18	19	20	21	22	23	24
25	26	27	28	29	30	31

APRIL 2024

M	T	W	T	F	S	S
1	2	3	4	5	6	7
8	9	10	11	12	13	14
15	16	17	18	19	20	21
22	23	24	25	26	27	28
29	30					

MAY 2024

M	T	W	T	F	S	S
		1	2	3	4	5
6	7	8	9	10	11	12
13	14	15	16	17	18	19
20	21	22	23	24	25	26
27	28	29	30	31		

JUNE 2024

M	T	W	T	F	S	S
					1	2
3	4	5	6	7	8	9
10	11	12	13	14	15	16
17	18	19	20	21	22	23
24	25	26	27	28	29	30

JULY 2024

M	T	W	T	F	S	S
1	2	3	4	5	6	7
8	9	10	11	12	13	14
15	16	17	18	19	20	21
22	23	24	25	26	27	28
29	30	31				

AUGUST 2024

M	T	W	T	F	S	S
			1	2	3	4
5	6	7	8	9	10	11
12	13	14	15	16	17	18
19	20	21	22	23	24	25
26	27	28	29	30	31	

SEPTEMBER 2024

M	T	W	T	F	S	S
						1
2	3	4	5	6	7	8
9	10	11	12	13	14	15
16	17	18	19	20	21	22
23	24	25	26	27	28	29
30						

OCTOBER 2024

M	T	W	T	F	S	S
	1	2	3	4	5	6
7	8	9	10	11	12	13
14	15	16	17	18	19	20
21	22	23	24	25	26	27
28	29	30	31			

NOVEMBER 2024

M	T	W	T	F	S	S
				1	2	3
4	5	6	7	8	9	10
11	12	13	14	15	16	17
18	19	20	21	22	23	24
25	26	27	28	29	30	

DECEMBER 2024

M	T	W	T	F	S	S
						1
2	3	4	5	6	7	8
9	10	11	12	13	14	15
16	17	18	19	20	21	22
23	24	25	26	27	28	29
30	31					

JANUARY 2025

M	T	W	T	F	S	S
		1	2	3	4	5
6	7	8	9	10	11	12
13	14	15	16	17	18	19
20	21	22	23	24	25	26
27	28	29	30	31		

FEBRUARY 2025

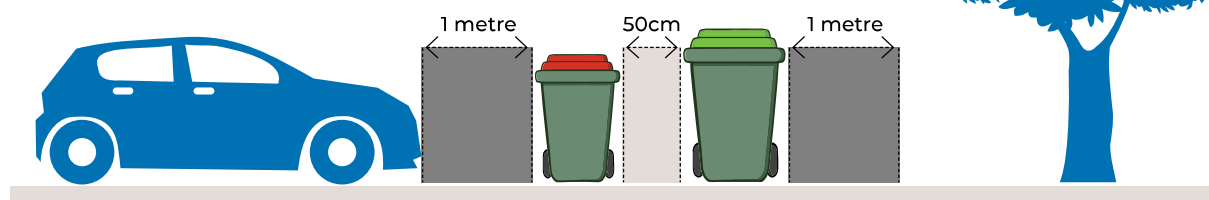
M	T	W	T	F	S	S
					1	2
3	4	5	6	7	8	9
10	11	12	13	14	15	16
17	18	19	20	21	22	23
24	25	26	27	28		

COLLECTION CYCLE

- WEEK 1 - RED WASTE BIN AND GREEN FOGO BIN** Collected fortnightly
- WEEK 2 - YELLOW RECYCLING BIN** Collected fortnightly

KERBSIDE BIN PLACEMENT

Where practical keep a minimum distance of 50cm between bins, and 1 metre between bins and parked cars, street trees, stobie poles and letter boxes. Please remove bins from verge within 24 hours of collections.



THE GREEN FOGO BIN

Never put green organics in plastic bags.



Fruit & vegetables



Bread, pasta & rice



Cooked food



Meat, seafood & bones



Lawn clippings



Leaves, twigs & prunings



Paper towels & tissues



Compostable takeaway packaging



Items labelled compostable AS4736 or AS5810



NO plastic bags or wrapping



NO polystyrene foam



NO plastic packaged food



NO clothing, footwear or textiles



NO plastic pots or containers

THE YELLOW RECYCLING BIN

Items go in empty, rinsed, dry and loose (not in bags).



Paper & cardboard



Hard plastic containers



Hard plastic bottles



Juice & milk cartons



Tins & cans



Glass bottles & jars



Empty aerosols



Clean aluminium



NO clothing, footwear or textiles



NO soft plastic bags or wrapping



NO light globes



NO broken crockery or glassware



NO polystyrene foam



NO food or liquids

THE RED LANDFILL BIN

Not all waste can be placed in the red bin. Please check.



Soft plastics



Polystyrene foam



Clothing, footwear & textiles



Disposable nappies & sanitary items



Broken crockery & glassware



Kitty litter crystals



Ropes & hoses

NEVER IN ANY BIN

'Reduce, Reuse, Recycle' at portlincoln.sa.gov.au



NO batteries



NO electronic waste



NO tyres



NO liquid paint



NO building materials, dirt or rocks



NO coolant or motor oil



NO chemicals or poisons

FOGO PILOT COLLECTION CALENDAR 2025

FOR COLLECTION ENQUIRIES, MISSED BINS OR BIN REPAIRS CONTACT

City of Port Lincoln Environment & Infrastructure Team

Call 8621 2300

Email plcc@plcc.sa.gov.au



RESOURCE RECOVERY CENTRE

Veolia Environmental Services manage the City of Port Lincoln's Resource Recovery Centre located on Hassell Road, Port Lincoln. Services available at the Resource Recovery Centre are outlined under 'Waste Management' on Council's website.

Visit portlincoln.sa.gov.au

and search 'waste management'.

Opening hours

Monday 8am to 4pm

Tuesday 8am to 1pm

Wednesday 8am to 4pm

Thursday 8am to 1pm

Friday 8am to 4pm

Saturday CLOSED

Sunday 8am to 4pm

Public Holidays CLOSED

HAZARDOUS MATERIAL

The Port Lincoln Resource Recovery Centre license does restrict the disposal of hazardous goods. Visit portlincoln.sa.gov.au and search 'Reduce, Reuse, Recycle' for details.

ADDITIONAL BIN PICK UPS OR REPLACEMENT BINS

For an additional fortnightly bin pick up, a one off bin pick up service on the same day as usual collection, or new or replacement bin please call 8621 2300 to arrange.

DON'T KNOW WHICH BIN? HEAD TO THE WHICH BIN WEBSITE



Collection day notifications available via the free My Local Services App

WHO'S IN THE PILOT?

- Includes both sides of Normandy Place
- Includes Lombardy, Picardy, Baudin and Breton Place
- Includes Eric Avenue down to cemetery
- Doesn't include any properties on Flinders Highway
- Council facilities



MORE INFORMATION ABOUT THIS PILOT
yoursay.portlincoln.sa.gov.au/FOGO
 Council 8621 2300

COLLECT FOOD SCRAPS EASILY USING YOUR KITCHEN CADDY



Line the caddy with bags labelled Certified Compostable AS 4736 and/or AS 5810.



You can also line your kitchen caddy with newspaper.



After 2-3 days, or when the caddy is full, place collected foodscraps in your green organics bin.

TIPS

- A tight-fitting lid on your green organics bin helps keep flies and pests away.
- Place lawn clippings, leaves or shredded paper on food scraps to reduce odours.
- Freeze scraps like seafood and meat until collection day.

FOGO PILOT COLLECTION CALENDAR 2025

COLLECTION CYCLE

- **WEEK 1 - RED LANDFILL BIN AND GREEN FOGO BIN** Collected fortnightly
- **WEEK 2 - YELLOW RECYCLING BIN** Collected fortnightly

PUBLIC HOLIDAYS

- ☐ **PUBLIC HOLIDAYS**
Collections will be as usual for all public holidays (including Easter).

MARCH 2025

M	T	W	T	F	S	S
					1	2
3	4	5	6	7	8	9
10	11	12	13	14	15	16
17	18	19	20	21	22	23
24	25	26	27	28	29	30
31						

APRIL 2025

M	T	W	T	F	S	S
7	8	9	10	11	12	13
14	15	16	17	18	19	20
21	22	23	24	25	26	27
28	29	30				

MAY 2025

M	T	W	T	F	S	S
5	6	7	8	9	10	11
12	13	14	15	16	17	18
19	20	21	22	23	24	25
26	27	28	29	30	31	

JUNE 2025

M	T	W	T	F	S	S
						1
2	3	4	5	6	7	8
9	10	11	12	13	14	15
16	17	18	19	20	21	22
23	24	25	26	27	28	29
30						

JULY 2025

M	T	W	T	F	S	S
7	8	9	10	11	12	13
14	15	16	17	18	19	20
21	22	23	24	25	26	27
28	29	30	31			

AUGUST 2025

M	T	W	T	F	S	S
4	5	6	7	8	9	10
11	12	13	14	15	16	17
18	19	20	21	22	23	24
25	26	27	28	29	30	31

SEPTEMBER 2025

M	T	W	T	F	S	S
1	2	3	4	5	6	7
8	9	10	11	12	13	14
15	16	17	18	19	20	21
22	23	24	25	26	27	28
29	30					

OCTOBER 2025

M	T	W	T	F	S	S
6	7	8	9	10	11	12
13	14	15	16	17	18	19
20	21	22	23	24	25	26
27	28	29	30	31		

NOVEMBER 2025

M	T	W	T	F	S	S
3	4	5	6	7	8	9
10	11	12	13	14	15	16
17	18	19	20	21	22	23
24	25	26	27	28	29	30

DECEMBER 2025

M	T	W	T	F	S	S
1	2	3	4	5	6	7
8	9	10	11	12	13	14
15	16	17	18	19	20	21
22	23	24	25	26	27	28
29	30	31				

JANUARY 2026

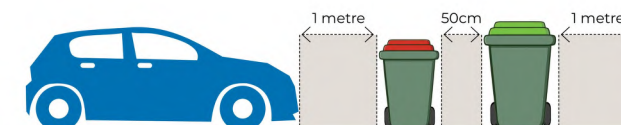
M	T	W	T	F	S	S
5	6	7	8	9	10	11
12	13	14	15	16	17	18
19	20	21	22	23	24	25
26	27	28	29	30	31	

FEBRUARY 2026

M	T	W	T	F	S	S
2	3	4	5	6	7	8
9	10	11	12	13	14	15
16	17	18	19	20	21	22
23	24	25	26	27	28	

KERBSIDE BIN PLACEMENT

Where practical keep a minimum distance of 50cm between bins, and 1 metre between bins and parked cars, street trees, stobie poles and letter boxes. Please remove bins from verge within 24 hours of collections.





FOGO PILOT AREA COLLECTION CALENDAR



MARCH 2024

M	T	W	T	F	S	S
				1	2	3
4	5	6	7	8	9	10
11	12	13	14	15	16	17
18	19	20	21	22	23	24
25	26	27	28	29	30	31

APRIL 2024

M	T	W	T	F	S	S
1	2	3	4	5	6	7
8	9	10	11	12	13	14
15	16	17	18	19	20	21
22	23	24	25	26	27	28
29	30					

MAY 2024

M	T	W	T	F	S	S
		1	2	3	4	5
6	7	8	9	10	11	12
13	14	15	16	17	18	19
20	21	22	23	24	25	26
27	28	29	30	31		

JUNE 2024

M	T	W	T	F	S	S
					1	2
3	4	5	6	7	8	9
10	11	12	13	14	15	16
17	18	19	20	21	22	23
24	25	26	27	28	29	30

JULY 2024

M	T	W	T	F	S	S
1	2	3	4	5	6	7
8	9	10	11	12	13	14
15	16	17	18	19	20	21
22	23	24	25	26	27	28
29	30	31				

AUGUST 2024

M	T	W	T	F	S	S
			1	2	3	4
5	6	7	8	9	10	11
12	13	14	15	16	17	18
19	20	21	22	23	24	25
26	27	28	29	30	31	

SEPTEMBER 2024

M	T	W	T	F	S	S
						1
2	3	4	5	6	7	8
9	10	11	12	13	14	15
16	17	18	19	20	21	22
23	24	25	26	27	28	29
30						

OCTOBER 2024

M	T	W	T	F	S	S
		1	2	3	4	5
6	7	8	9	10	11	12
13	14	15	16	17	18	19
20	21	22	23	24	25	26
27	28	29	30	31		

NOVEMBER 2024

M	T	W	T	F	S	S
				1	2	3
4	5	6	7	8	9	10
11	12	13	14	15	16	17
18	19	20	21	22	23	24
25	26	27	28	29	30	

DECEMBER 2024

M	T	W	T	F	S	S
						1
2	3	4	5	6	7	8
9	10	11	12	13	14	15
16	17	18	19	20	21	22
23	24	25	26	27	28	29
30	31					

JANUARY 2025

M	T	W	T	F	S	S
		1	2	3	4	5
6	7	8	9	10	11	12
13	14	15	16	17	18	19
20	21	22	23	24	25	26
27	28	29	30	31		

FEBRUARY 2025

M	T	W	T	F	S	S
					1	2
3	4	5	6	7	8	9
10	11	12	13	14	15	16
17	18	19	20	21	22	23
24	25	26	27	28		

WEEK 1 - RED LANDFILL BIN AND GREEN FOGO BIN Collected fortnightly

WEEK 2 - YELLOW RECYCLING BIN Collected fortnightly

KEY DATES for FOGO Pilot Collection Schedule Transition

Recycling bins with dark green lids will be upgraded to a yellow lid during the pilot.

TRANSITION WEEK
MONDAY 26 FEBRUARY
Red Landfill bin and
EXTRA Yellow Recycling bin
COLLECTED

WEEK 1 FOGO PILOT
MONDAY 4 MARCH
Green FOGO bin and
Red Landfill bin
COLLECTED

WEEK 2 FOGO PILOT
MONDAY 11 MARCH
Yellow Recycling bin
COLLECTED

MORE INFORMATION ABOUT THIS PILOT
yoursay.portlincoln.sa.gov.au/FOGO
Council 8621 2300



Collection day notifications
available via the free
My Local Services App



FAQs

FOGO TRIAL AREA

FOGO = FOOD ORGANICS GARDEN ORGANICS



WHAT IS CURRENTLY IN LANDFILL BINS?

- **59% food and garden organics** (should go in your green FOGO bin)
- **10% recyclables** (should go in your yellow recycle bin)
- **31% landfill**

WHAT IS FOGO?

FOGO stands for Food Organics and Garden Organics. It covers all the organic waste we usually generate at home, both in the kitchen and the garden. Some things like food scraps and grass clippings are obvious, however it also includes things like greasy cardboard, shredded paper and dog poo! Refer to the categories stamped on the lid of your FOGO Bin, as well as the fact sheet provided in your information booklet.

WHAT ARE THE BENEFITS OF FOGO?

Using the FOGO bin instead of the red bin has many benefits including:

- reduces your carbon footprint
- saves space in your red bin
- reduces the amount (and cost) of landfill needed
- creates valuable compost
- helps create local jobs in the circular economy

HOW IS THE FOGO PILOT FUNDED?

This trial has been co-funded by the City of Port Lincoln and Green Industries SA (GISA). GISA's Council Modernisation Program assists councils to improve waste management and recycling services. There will be no additional charges payable by rate payers for the Pilot.

WHY WAS THIS LOCATION CHOSEN?

The FOGO Pilot had to meet set criteria in terms of minimising impact on existing kerbside waste collection services, such as the total number of properties, geographic area and impact on truck movements. The area chosen was the only existing collection route in Port Lincoln that met all criteria.

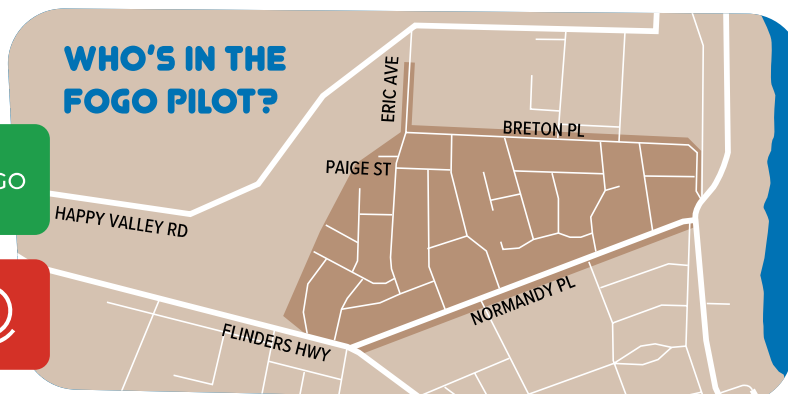
IS MY HOUSE IN THE FOGO PILOT AREA?

The FOGO Pilot is being run across approximately 400 properties in a small geographical area shown in the map provided; between Normandy Place, Flinders Highway, Breton Place and Lincoln Highway. If you do not live in this area, you are not affected by the FOGO Pilot.

Here is a full list of street names in the Pilot Area:

- Alexander Crescent
- Alsace Crescent
- Amiens Place
- Baudin Place
- Bellewood Avenue
- Breton Place
- Eric Avenue
- Gascony Crescent
- Grange Grove
- Hillside Grove
- Jillian Avenue
- Lombardy Place
- Lorraine Avenue
- McDonald Avenue
- Mena Place
- Normandy Place
- Paige Street
- Picardy Place
- Roslyn Street
- Roxanne Street
- Shannon Avenue

WHO'S IN THE FOGO PILOT?



INFORMATION ABOUT THIS PILOT

yoursay.portlincoln.sa.gov.au/FOGO
Council 8621 2300



Collection day notifications
available via the free
My Local Services App



SO, WHAT IS CHANGING?



HOW WILL IT WORK?

Will my existing collections change?

Yes. The 140L red lid bin will now be picked up fortnightly, along with the 240L FOGO bin. The recycle bin will continue to be collected fortnightly, commencing from 26 February 2024. A collection calendar will be published closer to the date, and bin day reminders will be provided via the free My Local Services App.

Why will the red bin only be picked up fortnightly?

Figures from our last waste audit show almost 60% of the contents of our 140L red bins is organic materials. Introducing the 240L FOGO bin will free up a lot of space in the 140L red bin, meaning it won't fill up as quickly.

Do I have to take part?

Yes. The collection round schedule will be changed during the Pilot period to a "fortnightly all streams" service. All occupied properties in the Pilot Area will have a 240L FOGO bin and kitchen caddy delivered. We encourage you to embrace this Pilot as it has been shown to be successful in other areas around the state.

I am concerned my FOGO bin will smell. What can I do?

Reduce potential unpleasant smells in the FOGO bin by containing scraps in compostable bags or wrapping in newspaper. Combining food

waste in the FOGO bin with garden prunings, lawn clippings, even shredded paper, will help absorb moisture and reduce odours. You can also freeze things that are likely to produce more odours, like seafood, meat scraps and dairy, and place them in the FOGO bin the day before collection.

I don't think I will have a lot of organic waste. Can I still participate?

Yes, you can. Even for most households with home compost systems, there are still likely to be some food scraps (like meat, bones, dairy, dog poo!) that are not recommended for home compost systems, and some garden waste that is hard to manage on your block. You can place all food scraps and organic garden materials in the FOGO bin - even greasy pizza boxes! - so this collection can complement your existing home system.

I live in a unit with shared bins. What should I do?

All residences will require kitchen caddies and liner bags for food waste. For units with shared kerbside bin arrangements, it may be possible for you to share a FOGO bin with your neighbour

for food waste too. However someone would need to be responsible for moving the shared bin for collection day. If you would like to arrange a trial of shared bins please get in touch on 8621 2300 to discuss what we can do to assist.

Will I have enough space in my waste bin if its only collected fortnightly?

In total residents will receive 100 L of additional bin space collection to manage their waste streams, so if organic food and garden waste is put in the FOGO bin there should be enough space for most people. However if you have concerns about your circumstances please contact us on 8621 2300 or email us at plcc@plcc.sa.gov.au to discuss how we can support you.

I've read the available information but am still worried about the changes. What can I do?

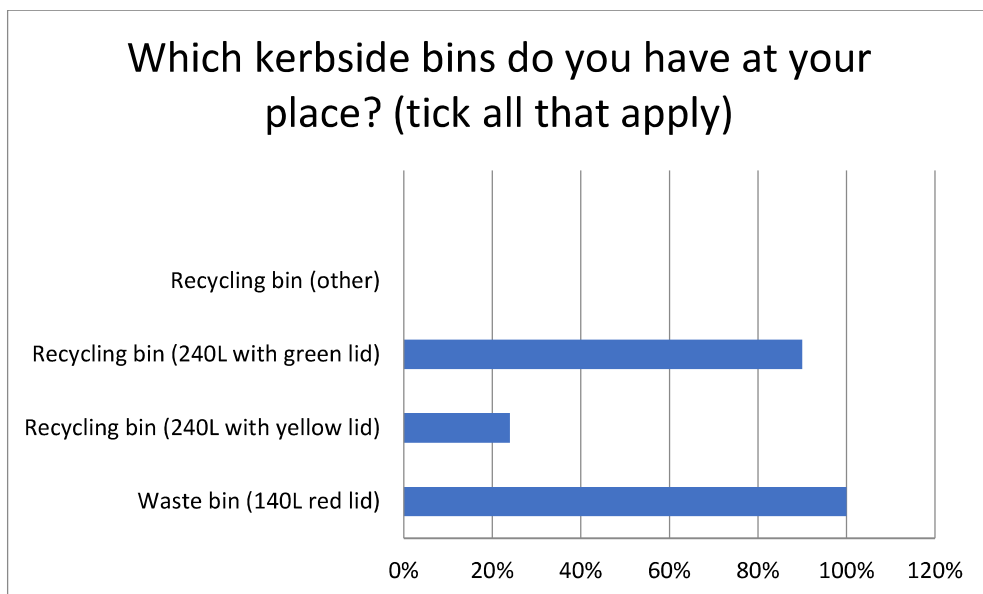
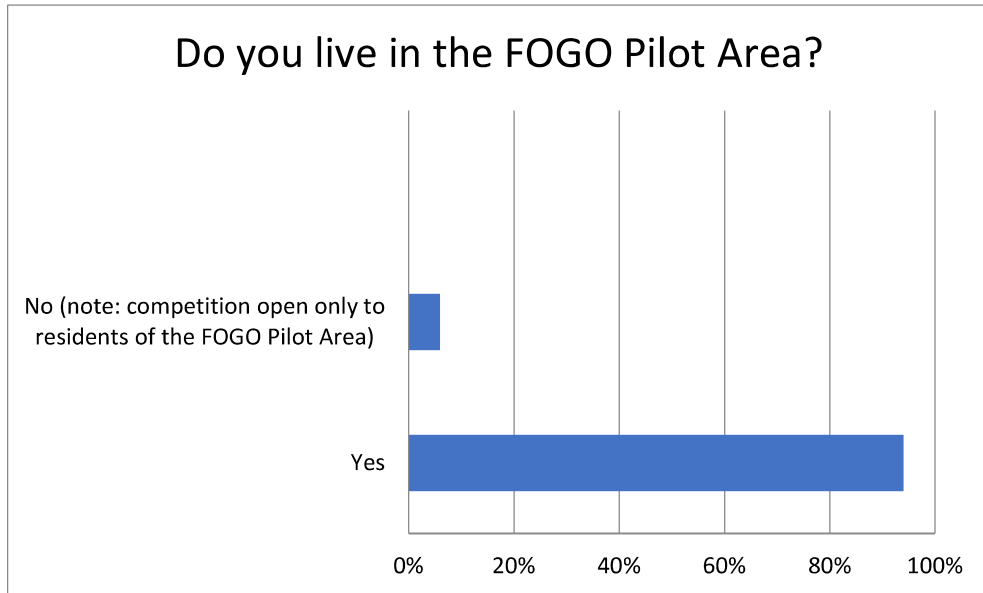
If you have gone over the details and remain concerned about your circumstances please get in touch with us on 8621 2300 or email us at plcc@plcc.sa.gov.au to discuss how we can support you.

BINS COLLECTED OVER A 2 WEEK PERIOD (per household)

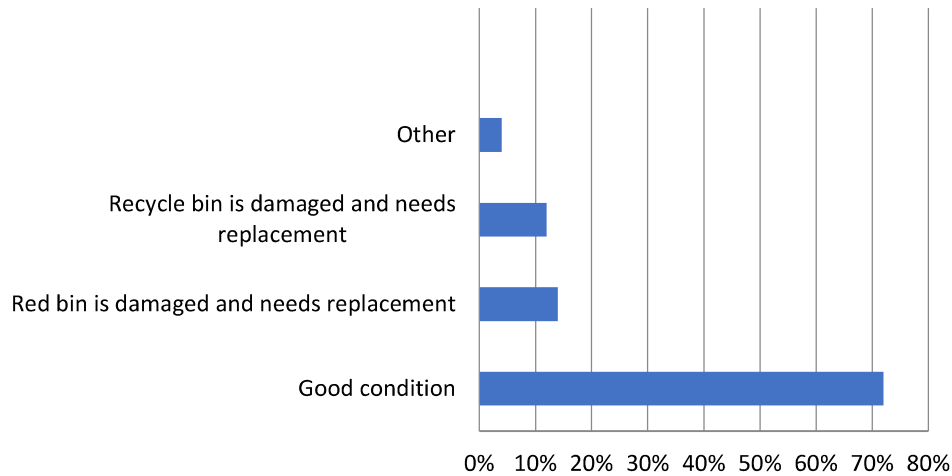


Appendix 5: Survey & Written Response Data

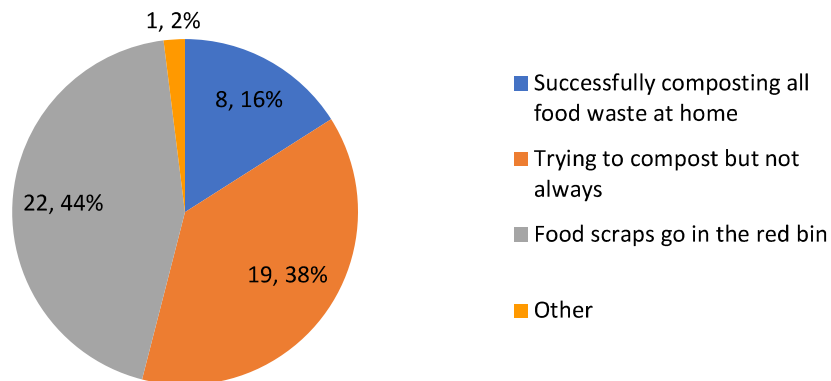
SURVEY 1



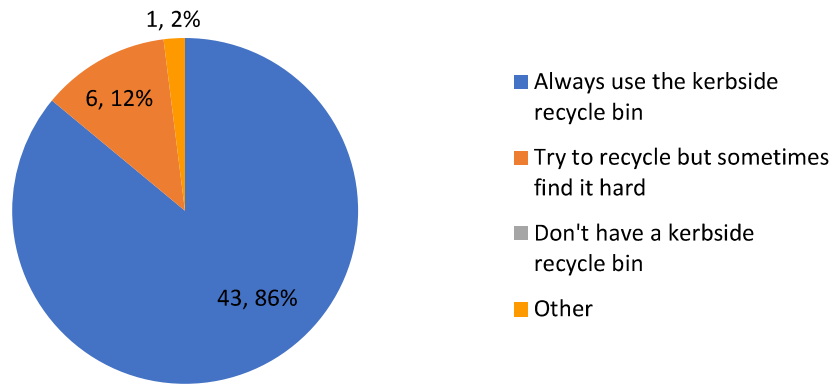
What condition are your bins in?



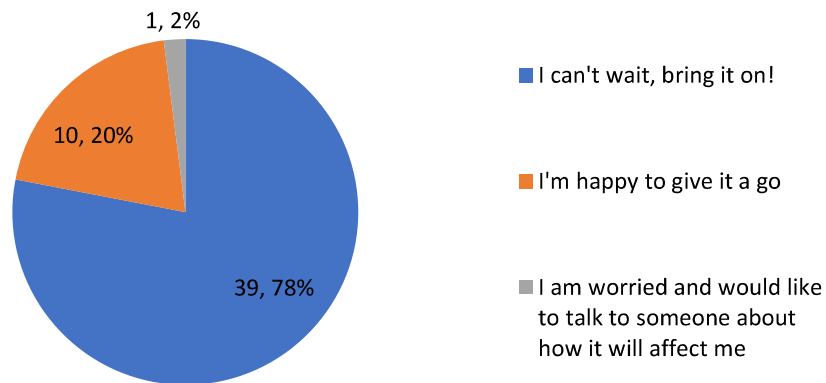
Which answer best describes food waste in your household?



Which answer best describes recycling in your household?

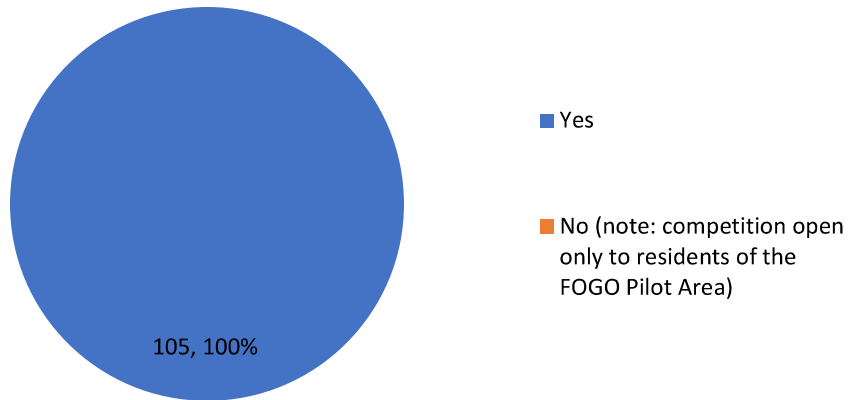


How are you feeling about participating in the FOGO Pilot?

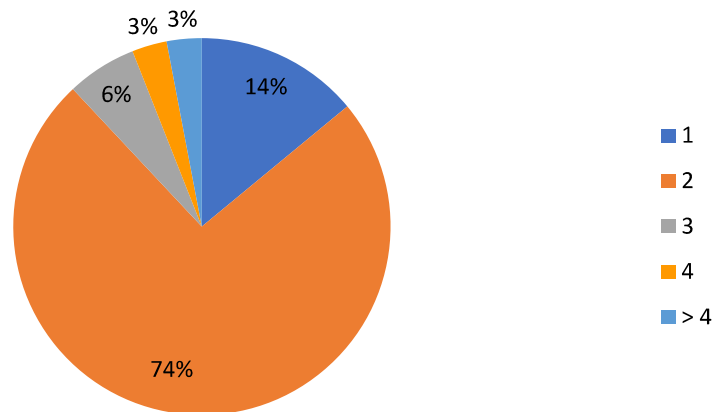


SURVEY 2

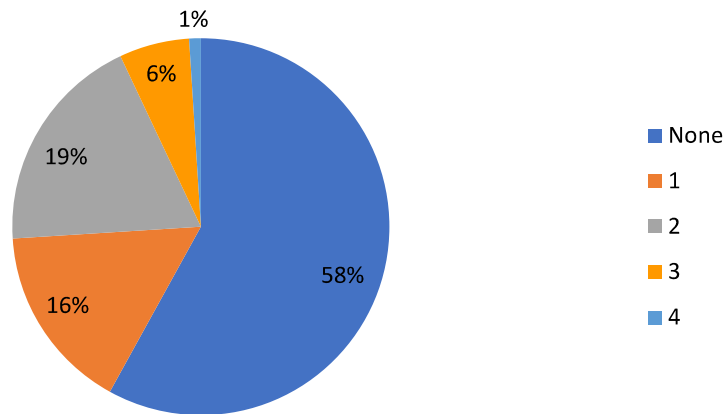
Q1. Do you live in the FOGO Pilot Area?



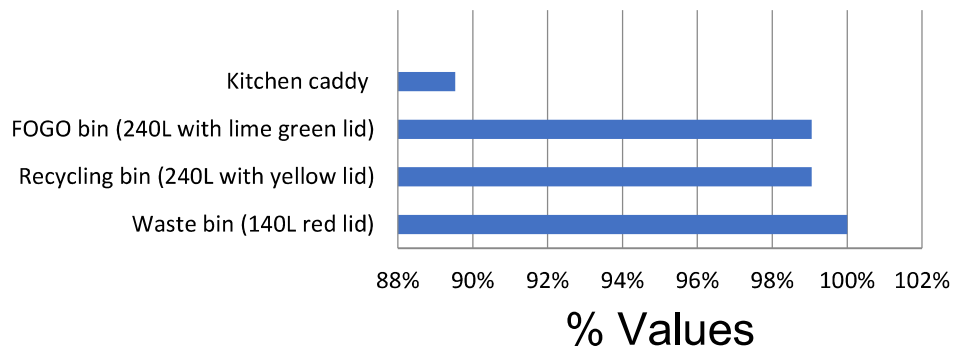
Q3. How many adults live in your household?



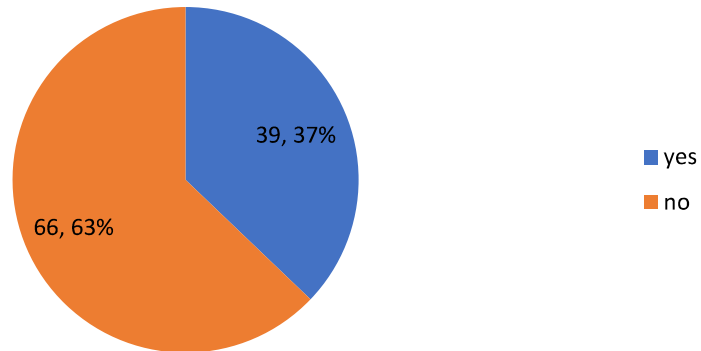
Q4. How many children live in your household?



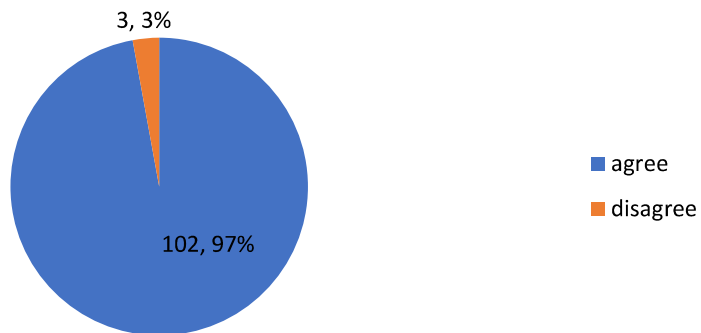
Q5. Do you have the full FOGO Pilot kerbside system of bins in place in your household? (tick all that apply)



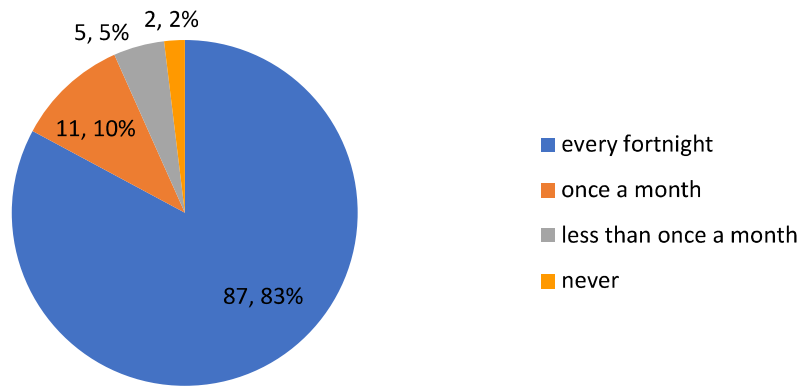
Q6. Do you also use your own compost bin at home?



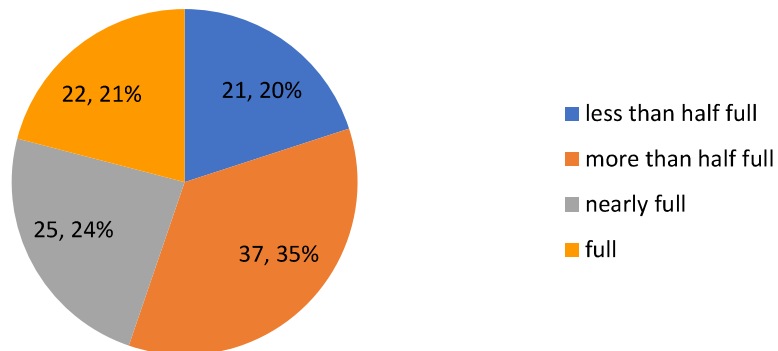
Q7. Learning how to use the FOGO bin for garden organics and food organics was easy



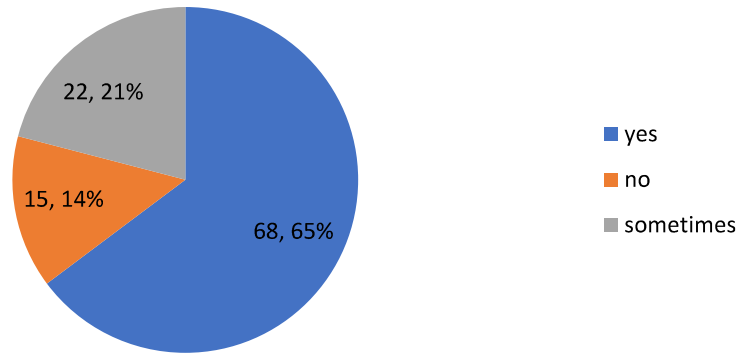
Q8. How often do you put out your 240L lime green lid FOGO bin?



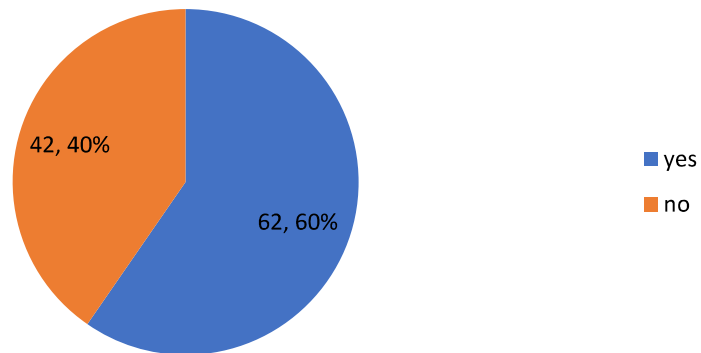
Q9. When you put it out for collection, how full is your FOGO bin on average?



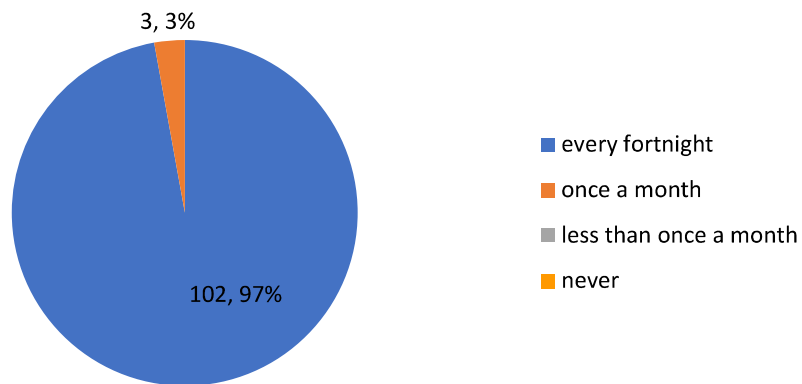
Q10. Do you put food scraps in the FOGO bin?



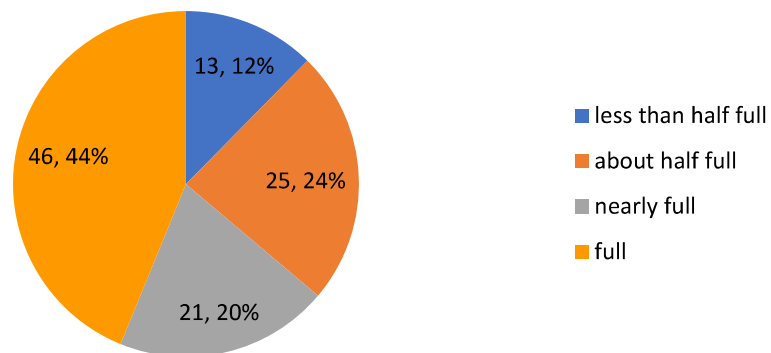
Q11 Do you need more kitchen caddy liners?



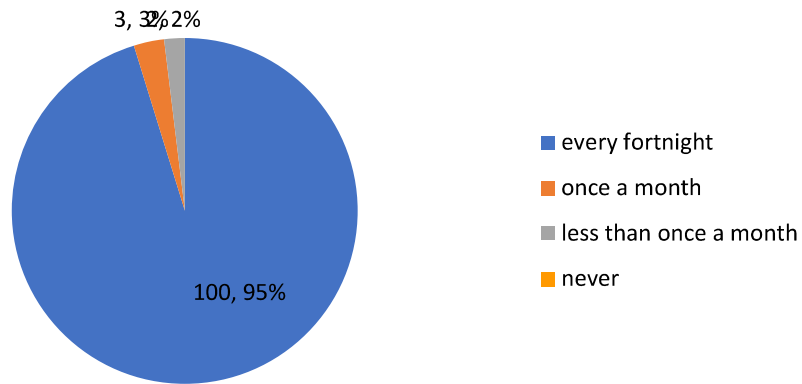
Q12. How often do you put out the red lid bin?



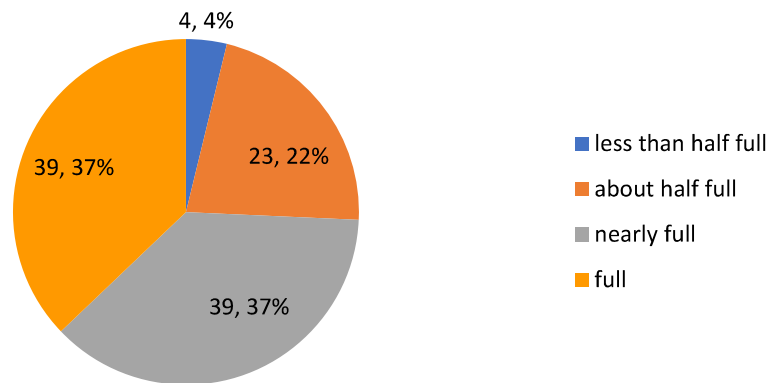
Q13. When you put it out for collection, how full is your red lid bin on average?



Q15. How often do you put out the yellow lid bin?

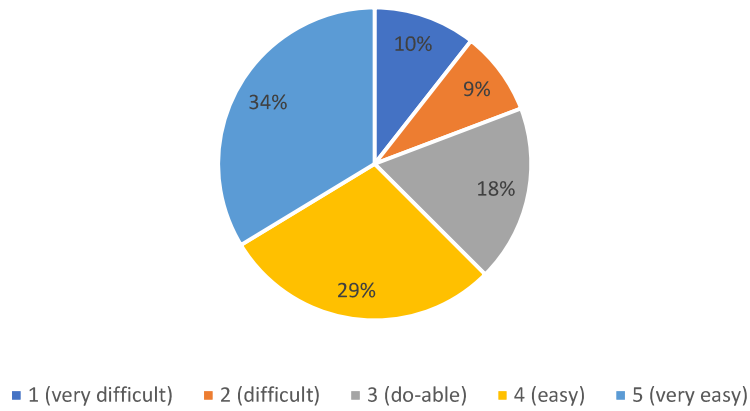


Q16. When you put it out for collection, how full is your yellow lid bin on average?

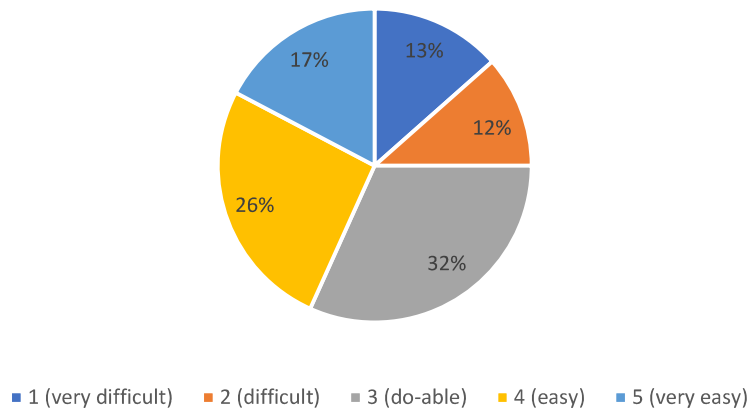


Q18. The transition to using a fortnightly 3 bin collection service (red, green & yellow) was do-able

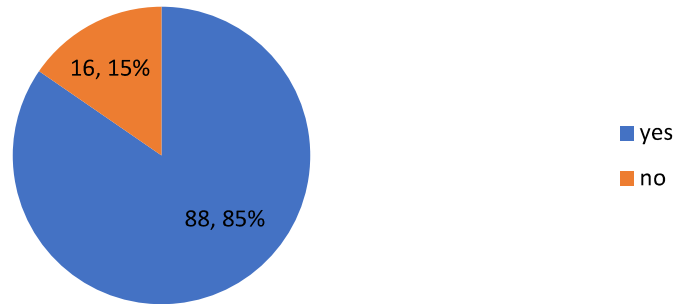
18b. How I felt after I got used to it



18a. How I felt at the start of the Pilot



Q19. Would you like to see the FOGO bin become a permanent service in Port Lincoln?



Full Written Responses

Q14. Since the FOGO Pilot Started, what have you noticed about how you use your red landfill bin?

Q17. Since the FOGO Pilot Started, what have you noticed about how you use your yellow bin?

Q20 Any further feedback on the FOGO Pilot?

City of Port Lincoln FOGO Pilot Completion Report, April 2025

ID	Q14. Landfill Bin (red lid) : Since the FOGO Pilot started, what have you noticed about how you use your red lid landfill bin?	Q17. Recycle Bin (yellow lid) : Since the FOGO Pilot started, what have you noticed about how you use your yellow lid bin?	Q20. Any further feedback on the FOGO Pilot?
1	still have a fair amount of rubbish that cant be composted or recycled, especially soft plastic.	some paper items can now go into green bin	I think its great especially for residents like me who have no way of getting garden waste out to the dump. i would like to see the green bin collected weekly as food scraps get smelly and bring flies around and not always room to store in the freezer
2	I am more careful not to miss a collection	I only received the yellow recycling bin at the start of the FOGO pilot.	I have been fine with the changes but I imagine larger families would struggle with only having landfill collected once a fortnight.
3	We are putting more effort into recycling.	There is a lot less rubbish going into landfill.	
4	It is usually 3/4 full by the first week with ZERO room for other rubbish each fortnight	Nothing much has really changed	The red bin needs to be collected every week as ours is 3/4's full after a week of household rubbish and nappies not including any other rubbish. Not to mention the stench of the red and green bins after two weeks. We also have chooks so a lot of our scraps go to them and mowing the lawn is the only thing that even remotely fills the green bin. Good system but needs refining
5	Use a lot less	Easy to use	
6	We had to use 2xRed bins fortnightly as they were always full. No		I liked the program. I think its great for the community and environment. I felt like it was a good learning opportunity for my kids. HOWEVER, Can we please make the red bin the same larger size as all the other bins and still have that collected weekly?
7	Gets full too fast with a child who wears nappies. Stinks by the end of the fortnight.		Red bin needs weekly collection still, can't have children's nappies in a bin for 2 weeks.
8	It's not as full as the green waste goes in the green bin		Fantastic please keep it going

City of Port Lincoln FOGO Pilot Completion Report, April 2025

9	There is less than it used to be	Has more recycled materials than it used to have	Looking around the area when the red bin is put out that majority of them are to their limit to OVER FULL with lids blowing open and some rubbish are blowing out if it's windy.
10	Goes out with not much in it	A lot more recycling	Green waste needs to be done properly so all weeds etc are burnt so if buying the waste don't get weeds from other properties
11	No change as previously mulched all organics.	No change	Great initiative. Have helped our neighbours embrace the bins.
12	We over fill it and often need to use our parents bins as theirs is still collected weekly	We have got beer and recycling	Red bins still need to be weekly. Or have a free dump area to utilise.
13	It's overflowing in the fortnight and we need it done weekly... we are having to use neighbours bins	Not a lot has changed with it	Please make the red bin weekly.. with an extra baby and more nappies we are having a hard time with it. Extremely stressful for our household being fortnightly..
14	We do a lot more sorting of our waste.	We are more careful with what we put in the yellow bin re types of plastics.	Great initiative.
15	Less in it because of extra bin for compost	Yellow bin is great. Taking pressure off red	
16	Less in it because of extra bin for compost	Yellow bin is great. Taking pressure off red	I feel the red bin would be hard for families with kids every 2 weeks. We are happy but not so sure about families
17	Yes try make sure all items get put in the right bin and have notice are red lid isn't bursting week	Much fuller as more conscious on recycling	
18	It is overflowing every fortnight and reeks. It is disgusting	It is always full.	Red lid bin should be put out weekly - it is a smaller bin and rubbish sitting around for two weeks is disgusting.
19	Yes we are very mindful	Yes much more aware and educated	
20	Filling the red bin a lot less now that we have the FOGO pilot	Slightly less being put in the yellow bin now	I would love to see the green bin continued and spread throughout port Lincoln

City of Port Lincoln FOGO Pilot Completion Report, April 2025

21	Putting less into landfill		It's been great. I know for me that being able to get rid of green waste without a dump trip motivates me to keep my yard tidier and I suspect it would be the same for a lot of others. Hope it continues!
22	For families the red bin is too small, should be swapped for recycle size bin	No difference	Red bin needs to be bigger
23	The bin is usually only 1/4 to 1/2 full	There is still a lot of supermarket products that you buy that can be recycled	We are very appreciative of this program - we have always been aware of recycling and now have the green lid bin it is even easier. Thank you for allowing us to take part in this trial. Hoping it will continue and that everyone will benefit.
24	We don't have anywhere near the rubbish to put in the red lidded bin now, for a household of only 2	About the same	I think for a family the red lidded rubbish bin should be collected weekly, but I do love that we have this program
25	We have to find other avenues to dump excess rubbish as our red lid overflows in a fortnight.	Nothing has changed for us.	Fogo is a good idea just shouldn't reduce the normal waste collection pick ups.
26	No particular change as we were already separating food waste (we use them to feed our chickens).	No particular change other than it being full every fortnight	It's a great initiative
27	We would fill it weekly before this program but now we fill it fortnightly	We fill it much quicker	At busy times like Christmas our Red Bon can be overflowing
28	More plastic waste less food waste	Just as full as it was before as it is going out fortnightly	It is good, however I think either the red bin needs to be bigger or collected weekly, it is always full/over flowing and we are about to introduce a child to our household. I can't imagine how we are going to be fitting diapers in... the green bin could be smaller and that would be ok.

City of Port Lincoln FOGO Pilot Completion Report, April 2025

29	Red lid bin still "full". I have used 3-bin system previously in Melbourne.	Continued as per normal	Happy with the 3 bin system but not fortnightly collection. Would like waste bin to be returned weekly. Note: Refer Doc ID 65023 (Information completed over the phone - hard copy survey completed on behalf of resident: D Harris) Taken by Kerry Collins
30	We have noticed how small the red bin is!!!	We have always been good at using this bin	Please can the red bin be the same size as the fogo and yellow bin
31	Yes, some weeks there is not enough room, depending on what we've been doing ie birthdays, cleaning	Yes, slightly less as some cardboard etc now goes in green bin	My main suggestion would be adding in additional redbone services at peak times of consumption, ie Christmas. Perhaps even scheduled on the calendar mid every few months. So that those who don't have access to trailers etc for a dump run every once in a while have the opportunity to clean their shed/house etc without it taking multiple weeks to dispose off. Also if possible swapping the schedule is possible so that food scraps get emptied once a week. Yellow bin doesn't smell
32	less full/ smelly for sure inside house and outside. Sometimes overfill it if life changes/ people v	It's often full now as I've shifted and have influx Good not to have food / pizza as I didn't know t	My main issue is missing the red green week - i fear that, i can stretch the yellow to a month or store it. The other has a rotten rubbish scenario. I would like to participate in verbal feedback - or survey of neighbours. I feel red bin probably should be both week for the start / roll out until people get used to it (it would ameliorate the "council is controlling us " and the people and ultimately cover nappies/fecal/pads disposal - then reduced once accepted. Reply space too small guys
33	Doesn't get full as often	Nothing has changed with the recycling bin	Amazing! Good for environment. Should definitely continue!
34			

City of Port Lincoln FOGO Pilot Completion Report, April 2025

35	Waste not changed greatly, but it not competing with green waste. Lime bin has made a big difference	I use it the same as before. No change.	Fortnightly red bin collection may be problematic for larger households and at peak times like Christmas
36			It's great to have green bins, since the red bin is smaller than other 2 bins and the fact that red bin is collect only once a fortnight it is difficult. With a baby we got more red bin stuff like diapers. It would be great if the red bin can collected every week. We find green bin concept it great but red bin either needs be bigger or need to be collected every week.
37	We actually don't need to use it too often now all food scraps go into the green bin	We definitely recycle more	I think having the red bin on alternate weeks would be better so if you have any meat scraps they are not left in the bin for 2 weeks causing bad smells and maggots. Alternating would mean one bin was emptied every week rather than both every fortnight
38	It can become very smelly after 2 weeks or 4 weeks if you happen to be away for that week.	Use more often now know exactly what to put into it.	Could the red bin go out each week so it doesn't get so smelly? Especially if you are away that week it then becomes 4 weeks before it can go out.
39	With 7 people living at the home Find it too full. Always having to get rid of excess rubbish dump	Becoming more fuller, made me recycling more.	Still need red lid bin picked up weekly.
40	it is usually not full anymore	No difference	
41	It needs to be collected weekly and the other two fortnightly	No change	Red bin needs to be collected weekly

42	Use it less but it's still full as we have 2 kids in nappies	Have always used our recycling bin regularly and recycle all boxes/cartons	I think the 3 bins is great, but having general rubbish collected fortnightly means the bins really stink, especially through summer. Attract a lot of blow flies, especially if bin over full and not quite shutting properly. I've had to clean maggots out of the bottom of the big bins multiple times. We were able to get a second rubbish bin to help with our household due to the nappy situation. If we didn't have the two red lid bins at this time, we would not be coping with fortnightly collection.
43	Red Bin always full and stinks after 2wks. Red Bin should be weekly, have to put it 20mtrs away	Used every day next to back door. Good purpose. Doesn't help stinking food next to back door for 2wk	Good concept for a couple with a small house, but a stinking Red bin close to house fortnightly is not good. We've had to use public bins in the past because of no space in Red Bin after 2wks. Winter will be difficult going 20mtrs in the rain when it's wet and cold to get to the Red bin. It stinks with leftover food sitting outside for 2 wks. Rotten food sitting outside your back door for 2wks attracting fly's, is not what I would call a healthy suggestion by council. 1wk hygienic and sensible.
44			
45	Slightly less general waste now, thanks to the FOGO bin for stuff I wouldn't compost at home.	about the same level of recycling waste as prior to the FOGO trial	The red lid bin should be collected weekly to help families disposing of nappies and other offensive waste which becomes very smelly after 2 weeks waiting for collection. Would also help those who run out of space when waiting the extra week.
46	It still overflows and we are often now PAYING to take our rubbish to the dump, not happy.		Kitchen caddy attracts tiny flies EVERYWHERE. We have had to put it in our fridge to stop this which now takes up a huge amount of fridge space. The red bin still needs to get collected weekly!!!! Fortnightly is not enough. All bins could be the small ones but still need weekly collection - every bin smells.

City of Port Lincoln FOGO Pilot Completion Report, April 2025

47	I do not need to put it out as often and there is not as much rubbish in it	Again more aware of what goes in it and not needing to put it out as often	A fantastic service. The only way I can get rid of garden waste responsibly
48	140L red bin is too small for fortnightly collection.	More conscious of what is recyclable	140L red bin is too small for fortnightly collection and is regularly overflowing. Needs to either be bigger bin or weekly collection. Most fortnight's I have had to take excess general waste to the dump at a cost of up to \$20 each time - I believe we should have had a number of free trips to the dump made available
49	I didnt realise how much plastic we used	i have always used the yellow bin so it was not hard. if i had visitors i had to teach them	
50	needs to go out weekly- can get smellyl have baby grandchildren and 2 wks is too long with nappies		Red bin to go out weekly
51	We don't have to jam the rubbish in the bin. le it is not so full	Same as prior to FOGO being introduced	
52	The red landfill bin is excessively full by the end of the first week. Needs to be collected weekly.	The same.	The FOGO bin operation is a no brainer. However, as a family consisting of 2 adults and 3 young children, the red 140L landfill bin is full by the end of the first week and therefore we have to take rubbish to family's houses to dispose due to not having anywhere to put it. The red bin either needs to be larger OR needs to be collected weekly.
53	Not a lot of change. Certain times of year some greens went into the red bin but no longer	No difference	I think the Fogo is an excellent idea and well worth persisting with
54	full and have to use others' bins. Having a young children in nappies means it smells revolting	Not changed	The fortnightly collection for red bin and fogo bin has meant that the bins are revolting and really stink after having food and nappies sitting in them for a fortnight. The green bin is constantly getting maggots all through it and we have started having problems with ants and mice

City of Port Lincoln FOGO Pilot Completion Report, April 2025

			in and around our house since using it. We also go through a lot more green bags than what was expected or provided.
55	Normal	Same	Will the caddy bin liners continue to be free from the Council? I have just grabbed my first new roll and they weren't sure what was happening. Love the concept and hoping others are embracing it.
56	I have noticed that we dont fill the bin up as much	I fill this up more than I fill up my red bin	It would be nice to have the FOGO bin emptied every week. I find I don't want to put food in there at the start because of flies and bugs getting in there and the smell of it. I do put these in my freezer but would prefer to be able to empty this weekly
57	Less garden waste	No change	I would like the Fogo (green lid bin) to be collected weekly. Smell sometimes is an issue and volume of green waste at times is greater than bin capacity
58	Along with other families in our street, we have struggled to find enough bin space.	Over flowing most weeks	Red bins Need to be collected weekly. I regularly see families in our street with nappy bags etc which have fallen out before collection due to not regular enough collection. Green and red can stay at fortnight collection.
59			
60	Fortnight collection is unacceptable! We now have ants and other pests along with disgusting stench	Same	Need weekly pick up. A half full bin that has little smell is better than an over flowing fortnightly collection attracting ants and crows once the lid can't shut. Often I have to take bags of rubbish to our farm to be dumped. A program that has to be weekly if you want others to adopt. People from other parts of town I've talked to in regard to this are horrified at the thought of fogo
61			
62	Less full	No change	Great service, please keep it going!

City of Port Lincoln FOGO Pilot Completion Report, April 2025

63	Don't use it anywhere near as often; now use it for household cleanouts a couple of times a year.	Nothing much has changed with the yellow bin.	Brilliant initiative; thank you.
64	Less landfill, but it is very full each fortnight. It needs to be collected weekly.	The same. We've always recycled what we can	Or if the FOGO bin does become a permanent service. Landfill bins need to be collected weekly, its ridiculous how full our bin gets. We have a spare one because otherwise where would we put rubbish. The FoGo bin also needs to be collected weekly. It smells and sorry i am not freezing scraps, thats disgusting. This is obviously my opinion but i do think weekly pick ups would help.
65	No green waste	Nothing has changed because we all ways used recycled	Land fill should be done weekly
66	Less full	No	
67	No food scraps or green waste	Same as it always was	The Red bin needs to be 240L size the same as the FOGO bin if you are only going to collect fortnightly. The Fogo bin could be smaller if you collected weekly which I believe you need to do to keep pests and bad smells away which has been an issue for us over the hot summer. Happy with the FOGO but needs to be done BETTER
68	It is very full and stinks. sometimes add to the neighbours bin.	Nothing has changed	I feel sorry for young families that have to wait 14 days to have their nappies collected, particularly in summer - you could imagine the smell. I use a compost bin at home. I was using the kitchen caddy for food scraps not very suitable for compost until I ran out of bags. Some fortnights I gather a couple of pizza boxes and that's all I have in my green bin. Q9 is bias why have a nearly full option and then not offer a nearly empty option.
69	Same usage just very full after 2 weeks. Difficult if missed putting out.	No change	

City of Port Lincoln FOGO Pilot Completion Report, April 2025

70	Putting rubbish in red bin that can't go in yellow or green bin.	Using this bin more for recycling material that goes in the yellow bin	No
71	What we put in the bin reduced but due to having an infant it became over full and smelly	We got better with separating our wastes	Would like to see weekly pick up of red bins or free dump points for over flows
72	Not much goes in it	It's very useful	
73	Red Bin is always full, needs to go out weekly. I have chickens so my scraps go there		There are more things that require a bin then just kitchen scraps. Old broken toys, general waste from doing cleaning. All my green waste is mulched and used in my garden, all food scraps are fed to my chickens.
74			The green red and yellow bins are all used in Adelaide and the green bin is a great service to have but the red landfill bin still needs to be emptied once a week. Most people I know on my street have to take waste to work with them or fill local council bins to get by. I thankfully have a second red bin supplied by the council but we would not get by with the fortnightly empty of one red bin and as stated most people I know on my street also are not coping with the fortnightly collection.
75	We noticed that we have less to put in this bi	Doesn't seem to be much difference	Thanks for opportunity to be included we are very happy that more can be done to help our environment.
76			
77	It has definitely become less!! Some weeks we won't even nearly fill up our normal kitchen bin	No change	I would hate to only have 2 bins again, I really like having the three, especially for grass clippings, pruning etc that wouldn't fit in the normal bin, along with land fill
78	It has reduced since we weee allocated the recycle bin	This has been great for packaging ect tgat was going into the red bin.	Its been great. At first we didn't as we didnt have enough bins, but has improved since the yellow bin arrived. Its easy to do, i hope we get the new calendar printed and distributed? Thanks :)

City of Port Lincoln FOGO Pilot Completion Report, April 2025

79	We have reduced it by half, because we are not putting garden waste in it.	No different ,it's different waste.	Never been better , brought in line with the city and have been doing it for years so thank you Port Lincoln Council for getting on board it's a winner !!!!
80	It's overflowing every fortnight and I have to take my rubbish to another family members house or wo	Not much has changed as most cardboard is plastic lined and not suitable for green bin	Personally I don't use it as I have compost/worm farm for organic waste and a very low maintenance yard. It's a good idea (just not for me personally) and people should be given the option. The red waste bin needs to go out every week. Perhaps red/yellow one week followed by red/green the next week. Thankyou for taking the time to read this survey, I appreciate it
81	This bin is not used near as much. Hardly worth putting it out sometimes.	This bin is used more than red bin	
82	Mostly used for soft single use plastics, dog poo, synthetic waste materials, clothing.	Most items would previously have gone in the red bin.	A great initiative - can only improve as we learn. Thanks
83	It needs emptying weekly. But can be less smelly as the organic waste is going in the FOGO bin.	it is the same before the program.	The FOGO bin is great for the lawn clippings. The Red Lid bin requires to be a weekly service. As a household that try their best with recycling & utilising the FOGO bin, the red lid bin is continually at capacity after a fortnight. I can only imagine it being worse if a family that requires nappies disposed of, had to wait 2 weeks for the red bin to be emptied. The Red Bin service needs to be weekly.
84	Not using it for excess garden waste or food scraps	No	Green waste collection should be standard Even Port Augusta had green waste collection 10 yrs ago
85	Less than before	The same as before	I would like the green bin to be collected weekly. Currently if I miss a green bin collection i need to wait another 2 weeks, so 4 weeks until its collected. Red and yellow bins fortnightly.

City of Port Lincoln FOGO Pilot Completion Report, April 2025

86	Baby nappies are rotten by the time the fortnight is up. We use cloth 90% of the time too.	How much can be recycled	Only tricky part is families with their kids in nappies. There is nothing worse than walking past a rotten smelling bin. We use cloth nappies 90% of the time and 10% disposable. We have purchased a metal bin to store 'baby waste' outside until it's red bin week!
87	Trying to use green bin more	Some things can be put in green bin instead	Only downside is if you forget red bin it takes a month to get emptied, but other than that I think it's good for a family of 3
88	80% of our small red lid bin contains nappies. We compost/recycle majority of our waste	Mainly food cartons, boxes from purchases and online shopping (aka nappy boxes etc)	I really believe in this scheme and consider myself eco-conscious, however I have found it challenging to manage bins with the amount of waste from our child (eg nappies, wipes). We only have the small size, which is tricky but do-able, would be tough for a larger family. We will likely change to cloth nappies but that is not a switch most families would make!
89	Its not loaded to the full extend with the lid being open	By using recycle system we have more room in the red bin	Well done Council keep up the great work. Love the whole recycle system and great for the environment.
90	Less goes to landfill	Have always recycled as much as I can	Love it... I'm a huge gardener and am happy my organic waste is being recycled
91	Less smelly	Cardboard that i would previously sort at the dump can usually fit in the yellow lid bin	I'd back the whole town recycling better Keep up the good work
92	There's certainly less volume going into the red lidded bin	Similar volume as before the FOGO pilot	Thanks for this great initiative! We're so glad that it's continuing!!
93	Has made it SO hard for us with the red bin only going every 2w. With Kids and nappies it's terrible	No difference	I like the concept BUT the bins being collected every 2 weeks is a joke. 1 the red bin needs to go weekly all you have to do is look at the street on bin day and see everyone's bins overflowing because it's just to long. Meaning rubbish just goes all over the streets. Plus anyone with a family eg kids in nappies it just dosnt work. Let alone the smell! After 2 weeks of skinny nappy its horrible.

City of Port Lincoln FOGO Pilot Completion Report, April 2025

			The green bin is the same they STINK and get maggots need to be cleaned after every collection.
94	Has very little in it. Mostly only soft plastics.	Yellow bin has not changed much since the FOGO Pilot started.	Weekly pickup of Green bin would be great as it can become smelly
95	More mindful of what I am putting into each bin, using it to its full potential.	The more items i am able to recycle.	Was an adjustment at first but go use to it. I do love to recycle as I think it's important part of society now. When we have visitors its bit tricky but that's not offended, and we manage. I make a real point of using our green bin. Help to tidy yard and get rid of unnecessary waste.
96	I use the red landfill bin alot less now. It is rarely full at the end of the fortnight.	We are very conscious about recycling and use the yellow bin more than the red.	The FOGO pilot has been a big success as far as I am concerned and would love it to stay. Relatives in other areas also want to have a green waste bin
97	Desperately - holding rubbish until the next fortnight in my shed at times	Is used the same, not a noticeable difference to it	I loved the fogo but standard rubbish - red lid- being collected once a fortnight makes it a definite NO to the Fogo for me- if red bin was weekly collection and fogo rotated fortnightly with the recycle - yellow lid - it would be an absolute YES
98	No scraps-less mess and smell-garden waste not put into bin.	No pizza boxes and a little less papers	Often the general waste is very full after 2 weeks. Perhaps this bin could also be larger? May be upgrades could be done at the expense of the owners- eg one off charge of cost if they elect to have one. If they move they can take with them and leave the smaller bin.

City of Port Lincoln FOGO Pilot Completion Report, April 2025

99	Unable to remove all waste from property every week, additional dump trips required.	Yellow bin gets filled every fortnight, just as it had before this pilot program. No change.	We had extensive gardens and still struggled to fill such a large green waste bin every fortnight. We had to pay extra to remove regular household rubbish from the property every month, can only imagine how much more difficult this is for families with children in nappies. Not to mention the smell from both green and red lid bin during summer, being sat for an extra week. The logo pilot area selected is occupied by mostly retired, singles, couples, and aged residents, not small children families
100	Nothing changed as I have chickens and compost.	only change paper bags now go in green bin	it was only manageable as the council provided an extra red bin, if this was not provided it would not have been manageable for us.
101	Yes. It certainly has less in it than it used to.	Yes. We are much more aware of what goes in this bin.	The kitchen caddy liners are too thin and tear when trying to open them. they need to be a bit larger for the caddy. I fully support the FOGO system.
102	The red bin now only has the plastic food containers, toiletry containers - shampoos, soaps, lids et	More responsible use of the bin.	This may be happening, but I am not aware of it, but will the organic waste be converted to garden mulch/fertilisers etc, bagged and sold. Is it being used currently for public, or school projects or similar?
103	We home compost most food scraps anyway	No change	It's awesome keep doing it
104	Gets very full only being collected fortnightly	I am better recycling	Red bin MUST be collected weekly or council rates must be reduced to reflect reduced service.
105	Practically empty!	Slightly reduced	

APPENDIX 6: Fortnightly FOGO Collection Records

FOGO Pilot kerbside collection data from Veolia Environmental Services.

Date	Weight	Bin #	Sorting (hours)	Contamination (kg)	(%)	Presentation (%)	Average / Bin (kg)
AVERAGE	4204	248.7	4.6	44.4	1.06%	63%	16.9
4/03/2024	4260	252	2	9	0.21%	64%	16.90
18/03/2024	4620	264	1.5	15	0.32%	67%	17.50
1/04/2024	4660	285	5	22	0.47%	72%	16.35
15/04/2024	4400	273	3	90	2.05%	69%	16.12
29/04/2024	4380	265	5	40	0.91%	67%	16.53
13/05/2024	3500	256	4.5	62	1.77%	65%	13.67
27/05/2024	3580	249	6.75	54	1.51%	63%	14.38
10/06/2024	3480	239	3	30	0.86%	61%	14.56
24/06/2024	4000	245	3.75	72	1.80%	62%	16.33
8/07/2024	3480	223	5	72	2.07%	57%	15.61
22/07/2024	3440	214	4.5	60	1.74%	54%	16.07
5/08/2024	3780	231	2.5	56	1.48%	59%	16.36
19/08/2024	4460	234	4	31	0.70%	59%	19.06
2/09/2024	3960	202	4	23	0.58%	51%	19.60
16/09/2024	5240	244	3	14	0.27%	62%	21.48
30/09/2024	4820	246	6	25	0.52%	62%	19.59
14/10/2024	5160	257	6	29	0.56%	65%	20.08
28/10/2024	4700	257	4.5	30	0.64%	65%	18.29
11/11/2024	4220	254	4	35	0.83%	64%	16.61
25/11/2024	3980	223	7.5	45	1.13%	57%	17.85
9/12/2024	4700	267	7.5	60	1.28%	68%	17.60
23/12/2024	4040	240	7.5	50	1.24%	61%	16.83
6/01/2025	4040	255	4	45	1.11%	65%	15.84
20/01/2025	4040	251	5	35	0.87%	64%	16.10
3/02/2025	4520	270	6	75	1.66%	69%	16.74
17/02/2025	4180	269	4	55	1.32%	68%	15.54
3/03/2025	3860	251	5	65	1.68%	64%	15.38